

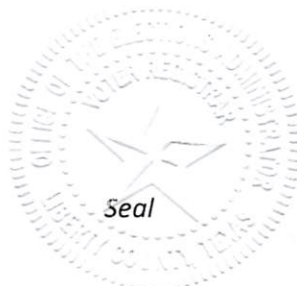


Certification of Official Election Results for Canvassing Authority

I, the undersigned, the elections officer for the County of Liberty hereby certify that the following is a total of all votes received by each candidate and votes received "for" and "against" each measure as shown by the precinct returns. I further certify that the following vote totals include early voting votes by precinct received under Section 87.1231 of the Texas Election Code. The election was held May 7, 2022 in Liberty County Texas

Klint D. Bush
Elections Administrator
Voter Registrar

5/9/22






Election Reconciliation - Official Totals

County Liberty Election Name Constitutional
 Registered Voters _____ Election Date _____

1. Voters <small>(from election rosters and lists)</small>		2. Rejected ballots		3. Counted ballots <small>(from tabulation software)</small>	
A. Early voting in person voters	1518			I. Early voting ballots counted	1518
B. Election day in person voters	2645			J. Election day ballots counted	2645
C. Mail ballot voters	313	F. Mail ballots rejected	10	K. Mail ballots counted	303
D. Provisional ballots submitted	9	G. Provisional ballots rejected	6	L. Provisional ballots counted	3
E. Total voters (A+B+C+D)	0 4485	H. Total ballots rejected (F+G)	0 16	M. Total ballots counted (I+J+K+L)	0 4469

4. Comparison of voters and counted ballots	
N. Difference between voters and ballots (E-H-M)	0 0
O. Difference as percentage of voters (N÷(E-H)*100)	0 %
P. Explanation for difference, if any	

5. Attestation		
Q. "I certify that the information contained in this document accurately reflects the official reconciliation of votes and voters from the above stated election"		
 _____ <small>Presiding judge signature</small>	Anita Sikes _____ <small>Print name</small>	May 7, 2022 _____ <small>Date</small>

6. Mail ballots	
R. Mail ballots sent	464
S. Mail ballots not returned by voter	161
T. Mail ballots surrendered	11

7. Provisional ballots	
U. Provisional ballots deemed incomplete	0

1000

1000

1000

1000

1000

1000

1000

1000

1000

1000

1000

1000

1000

1000

1000

1000

1000

1000

1000

1000

1000

1000

1000

1000

1000

1000

**CERTIFICATION OF 3RD TEST OF
AUTOMATED TABULATING EQUIPMENT**

I, Anita Sikes, the presiding judge of the central counting station do hereby certify that the test of the automated tabulating equipment to be used to count the ballots for the Constitutional Election to be held
(name of election)
on May 7, 2022 was conducted by a pre-audited group of
(date of election)

ballots marked to record a predetermined number of valid votes for each candidate and on each measure. The test also included ballots which had votes cast in excess of the number allowed by law in certain races, in order to determine the ability of the automatic tabulating equipment to reject such votes and ballots with other improper votes.

The test was successful and was concluded at 7:00pm on May 7, 2022
(time) (date)

Anita Sikes
Signature of Presiding Judge of
Central Counting Station

NOTE TO PRESIDING JUDGE:

If the initial test of the 3rd test was not successful, the count of all ballots on the malfunctioned machine is void. Conduct 2nd test again, making notation of the changes to the program, adjustments to the equipment and other actions taken to achieve a successful 2nd test. Recount all ballots counted on the malfunctioned machine and run the 3rd test again after the completion of counting the ballots.

can 2014

Function Manual

can 2014

can 2014

can 2014

can 2014

CONSTITUTIONAL AMENDMENT, GENERAL AND SPECIAL ELECTIONS


Run Time 12:34 PM
Run Date 05/10/2022

5/7//2022
Page 1

Official Results
Registered Voters
4469 of 49089 = 9.10%
Precincts Reporting
16 of 16 = 100.00%

STATE OF TEXAS PROPOSITION 1

Precinct	For	Against	Cast Votes	Undervotes	Overvotes	Absentee Voting Ballots Cast	Early Voting Ballots Cast	Election Day Voting Ballots Cast	Total Ballots Cast	Registered Voters	Turnout Percentage
BS2	763	43	806	3	0	103	353	353	809	18,329	4.41%
BS4	35	3	38	0	0	1	18	19	38	852	4.46%
BS5	143	8	151	1	0	15	77	59	151	2,255	6.70%
BS6	104	8	112	5	0	9	64	43	116	1,362	8.52%
BS7	65	22	87	7	0	10	37	47	94	726	12.95%
BS8	487	60	547	26	0	28	397	148	573	4,444	12.89%
BS9	517	67	584	51	1	39	430	167	636	4,449	14.30%
BS11	508	74	582	30	0	6	418	188	612	2,686	22.78%
BS12	166	20	186	10	0	20	82	94	196	1,424	13.76%
BS13	0	0	0	0	0	0	0	0	0	5	0.00%
BS14	98	13	111	7	0	4	58	56	118	584	20.21%
BS15	118	17	135	16	0	1	119	31	151	488	30.94%
BS16	26	3	29	1	0	2	22	6	30	163	18.40%
BS17	242	26	268	5	0	30	138	105	273	7,333	3.72%
BS18	508	114	622	46	0	32	432	203	667	3,984	16.74%
BS19	2	0	2	0	0	0	2	0	2	5	40.00%
Totals	3,782	478	4,260	208	1	300	2,647	1,519	4,466	49,089	9.10%



Canvass Results Report

LIBERTY COUNTY, TEXAS

Official Results

CONSTITUTIONAL AMENDMENT, GENERAL AND SPECIAL ELECTIONS

Registered Voters
4469 of 49089 = 9.10%

Precincts Reporting
16 of 16 = 100.00%

Run Time 12:34 PM
Run Date 05/10/2022

5/7/2022
Page 2

STATE OF TEXAS PROPOSITION 2

Precinct	For	Against	Cast Votes	Undervotes	Overvotes	Absentee Voting Ballots Cast	Early Voting Ballots Cast	Election Day Voting Ballots Cast	Total Ballots Cast	Registered Voters	Turnout Percentage
BS2	751	57	808	1	0	103	353	353	809	18,329	4.41%
BS4	31	7	38	0	0	1	18	19	38	852	4.46%
BS5	144	8	152	0	0	15	77	59	151	2,255	6.70%
BS6	95	17	112	4	1	9	64	43	116	1,362	8.52%
BS7	47	42	89	5	0	10	37	47	94	726	12.95%
BS8	485	73	558	14	1	28	397	148	573	4,444	12.89%
BS9	539	71	610	25	1	39	430	167	636	4,449	14.30%
BS11	492	103	595	17	0	6	418	188	612	2,686	22.78%
BS12	168	26	194	1	1	20	82	94	196	1,424	13.76%
BS13	0	0	0	0	0	0	0	0	0	5	0.00%
BS14	94	18	112	6	0	4	58	56	118	584	20.21%
BS15	110	32	142	9	0	1	119	31	151	488	30.94%
BS16	27	3	30	0	0	2	22	6	30	163	18.40%
BS17	218	48	266	7	0	30	138	105	273	7,333	3.72%
BS18	460	161	621	45	2	32	432	203	667	3,984	16.74%
BS19	2	0	2	0	0	0	2	0	2	5	40.00%
Totals	3,663	666	4,329	134	6	300	2,647	1,519	4,466	49,089	9.10%

Canvass Results Report

LIBERTY COUNTY, TEXAS

Official Results

Registered Voters

4469 of 49089 = 9.10%

Precincts Reporting

16 of 16 = 100.00%

CONSTITUTIONAL AMENDMENT, GENERAL AND SPECIAL ELECTIONS

Run Time 12:34 PM
Run Date 05/10/2022

5/7/2022

Page 3

LIBERTY COUNTY HOSPITAL DISTRICT NO. 1 Director - Vote for none, one or two

Precinct	Julie Woodward	Marcus T. Brand	Milton L. Fregia	Victor Barranto	Bill Griffin	Cast Votes	Undervotes	Overvotes	Absentee Voting Ballots Cast	Early Voting Ballots Cast	Election Day Voting Ballots Cast	Total Ballots Cast	Registered Voters	Turnout Percentage
BS5	26	17	25	41	54	163	141	0	15	77	59	151	2,255	6.70%
BS7	23	12	7	18	26	86	100	1	10	37	47	94	726	12.95%
BS8	133	60	61	110	97	461	683	1	28	397	148	573	4,444	12.89%
BS9	72	107	121	285	286	871	395	3	39	430	167	636	4,449	14.30%
BS11	59	69	324	95	122	669	555	0	6	418	188	612	2,686	22.78%
BS12	30	16	81	55	50	232	158	1	20	82	94	196	1,424	13.76%
BS13	0	0	0	0	0	0	0	0	0	0	0	0	5	0.00%
BS14	14	13	45	19	27	118	118	0	4	58	56	118	584	20.21%
BS15	11	25	98	10	33	177	125	0	1	119	31	151	488	30.94%
BS16	5	5	8	12	8	38	22	0	2	22	6	30	163	18.40%
Totals	373	324	770	645	703	2,815	2,297	6	125	1,640	796	2,561	17,224	14.87%

Canvass Results Report

Run Time 12:34 PM
Run Date 05/10/2022

LIBERTY COUNTY, TEXAS

CONSTITUTIONAL AMENDMENT, GENERAL AND SPECIAL ELECTIONS

5/7/2022

Page 4

Official Results

Registered Voters
4469 of 49089 = 9.10%

Precincts Reporting
16 of 16 = 100.00%

CITY OF HARDIN City Council Place 2 - Vote for none or one

Precinct	Brett Clark	Cast Votes	Undervotes	Overvotes	Absentee Voting Ballots Cast	Early Voting Ballots Cast	Election Day Voting Ballots Cast	Total Ballots Cast	Registered Voters	Turnout Percentage
BS15	90	90	61	0	1	119	31	151	488	30.94%
Totals	90	90	61	0	1	119	31	151	488	30.94%

Canvass Results Report

Run Time 12:34 PM
Run Date 05/10/2022

LIBERTY COUNTY, TEXAS

CONSTITUTIONAL AMENDMENT, GENERAL AND SPECIAL ELECTIONS

5/7/2022


Page 5

Official Results

Registered Voters
4469 of 49089 = 9.10%
Precincts Reporting
16 of 16 = 100.00%

CITY OF HARDIN City Council Place 3 - Vote for none or one

Precinct	Phyllis Lewing	Tommy Small	Cast Votes	Undervotes	Overvotes	Absentee Voting Ballots Cast	Early Voting Ballots Cast	Election Day Voting Ballots Cast	Total Ballots Cast	Registered Voters	Turnout Percentage
BS15	43	84	127	24	0	1	119	31	151	488	30.94%
Totals	43	84	127	24	0	1	119	31	151	488	30.94%



Canvass Results Report

Run Time 12:34 PM
Run Date 05/10/2022

LIBERTY COUNTY, TEXAS

CONSTITUTIONAL AMENDMENT, GENERAL AND SPECIAL ELECTIONS

5/7/2022


Page 6

Official Results

Registered Voters
4469 of 49089 = 9.10%
Precincts Reporting
16 of 16 = 100.00%

CITY OF HARDIN City Council Place 4 - Vote for none or one

Precinct	Julie Terry	David Meadows	Cast Votes	Undervotes	Overvotes	Absentee Voting Ballots Cast	Early Voting Ballots Cast	Election Day Voting Ballots Cast	Total Ballots Cast	Registered Voters	Turnout Percentage
BS15	44	89	133	18	0	1	119	31	151	488	30.94%
Totals	44	89	133	18	0	1	119	31	151	488	30.94%



Canvass Results Report

Run Time 12:34 PM
Run Date 05/10/2022

LIBERTY COUNTY, TEXAS

CONSTITUTIONAL AMENDMENT, GENERAL AND SPECIAL ELECTIONS

5/7/2022

Page 7

Official Results

Registered Voters
4469 of 49089 = 9.10%

Precincts Reporting
16 of 16 = 100.00%

CITY OF CLEVELAND City Council Position 3 - Vote for none or one

Precinct	Eddie C. Lowery	James Franklin	Cast Votes	Undervotes	Overvotes	Absentee Voting Ballots Cast	Early Voting Ballots Cast	Election Day Voting Ballots Cast	Total Ballots Cast	Registered Voters	Turnout Percentage
BS18	377	240	617	51	0	32	432	203	667	3,984	16.74%
BS19	0	2	2	0	0	0	2	0	2	5	40.00%
Totals	377	242	619	51	0	32	434	203	669	3,989	16.77%

Canvass Results Report

Run Time 12:34 PM
Run Date 05/10/2022

LIBERTY COUNTY, TEXAS

CONSTITUTIONAL AMENDMENT, GENERAL AND SPECIAL ELECTIONS

5/7/2022

Page 8

Official Results

Registered Voters
4469 of 49089 = 9.10%

Precincts Reporting
16 of 16 = 100.00%

CITY OF CLEVELAND City Council Position 4 - Vote for none or one

Precinct	Desirée D. David	Rachel Hall	Delores Terry	Cast Votes	Undervotes	Overvotes	Absentee Voting Ballots Cast	Early Voting Ballots Cast	Election Day Voting Ballots Cast	Total Ballots Cast	Registered Voters	Turnout Percentage
BS18	260	220	159	639	29	0	32	432	203	667	3,984	16.74%
BS19	0	0	2	2	0	0	0	2	0	2	5	40.00%
Totals	260	220	161	641	29	0	32	434	203	669	3,989	16.77%

Canvass Results Report

Run Time 12:34 PM
Run Date 05/10/2022

LIBERTY COUNTY, TEXAS

CONSTITUTIONAL AMENDMENT, GENERAL AND SPECIAL ELECTIONS

5/7/2022

Page 9

Official Results

Registered Voters
4469 of 49089 = 9.10%

Precincts Reporting
16 of 16 = 100.00%

CITY OF CLEVELAND City Council Position 5 - Vote for none or one

Precinct	Fred Terrell	Mike Doyle	Erika Montesnieto	Cast Votes	Undervotes	Overvotes	Absentee Voting Ballots Cast	Early Voting Ballots Cast	Election Day Voting Ballots Cast	Total Ballots Cast	Registered Voters	Turnout Percentage
BS18	311	205	110	626	42	0	32	432	203	667	3,984	16.74%
BS19	0	2	0	2	0	0	0	2	0	2	5	40.00%
Totals	311	207	110	628	42	0	32	434	203	669	3,989	16.77%

Canvass Results Report

Run Time 12:34 PM
Run Date 05/10/2022

LIBERTY COUNTY, TEXAS

CONSTITUTIONAL AMENDMENT, GENERAL AND SPECIAL ELECTIONS

5/7/2022
Page 10

Official Results

Registered Voters
4469 of 49089 = 9.10%
Precincts Reporting
16 of 16 = 100.00%

CLEVELAND INDEPENDENT SCHOOL DISTRICT Trustees, Position 4 - Vote for none or one

Precinct	LaDerrington Baldwin	Willie Carter	Cast Votes	Undervotes	Overvotes	Absentee Voting Ballots Cast	Early Voting Ballots Cast	Election Day Voting Ballots Cast	Total Ballots Cast	Registered Voters	Turnout Percentage
BS17	109	133	242	31	0	30	138	105	273	7,333	3.72%
BS18	324	308	632	36	0	32	432	203	667	3,984	16.74%
Totals	433	441	874	67	0	62	570	308	940	11,317	8.31%

CONSTITUTIONAL AMENDMENT, GENERAL AND SPECIAL ELECTIONS

Registered Voters
4469 of 49089 = 9.10%


Precincts Reporting
16 of 16 = 100.00%

Run Time 12:34 PM
Run Date 05/10/2022

5/7/2022
Page 11

CLEVELAND INDEPENDENT SCHOOL DISTRICT Trustees, Position 5 - Vote for none or one

Precinct	Sharica S. Lewis	Amanda Sandoval Brooks	Cast Votes	Undervotes	Overvotes	Absentee Voting Ballots Cast	Early Voting Ballots Cast	Election Day Voting Ballots Cast	Total Ballots Cast	Registered Voters	Turnout Percentage
BS17	67	176	243	30	0	30	138	105	273	7,333	3.72%
BS18	317	301	618	50	0	32	432	203	667	3,984	16.74%
Totals	384	477	861	80	0	62	570	308	940	11,317	8.31%



Canvass Results Report

LIBERTY COUNTY, TEXAS

Official Results

CONSTITUTIONAL AMENDMENT, GENERAL AND SPECIAL ELECTIONS

Registered Voters
4469 of 49089 = 9.10%

Precincts Reporting
16 of 16 = 100.00%

Run Time 12:34 PM
Run Date 05/10/2022

5/7/2022
Page 12

HULL DAISSETIA INDEPENDENT SCHOOL DISTRICT Board of Trustee, Position 6 - Vote for none or one

Precinct	Bradley Davis	Anna Lou Warren	Colby Fregia	Cast Votes	Undervotes	Overvotes	Absentee Voting Ballots Cast	Early Voting Ballots Cast	Election Day Voting Ballots Cast	Total Ballots Cast	Registered Voters	Turnout Percentage
BS12	64	67	53	184	11	1	20	82	94	196	1,424	13.76%
BS13	0	0	0	0	0	0	0	0	0	0	5	0.00%
BS14	66	17	35	118	0	0	4	58	56	118	584	20.21%
Totals	130	84	88	302	11	1	24	140	150	314	2,013	15.60%

Canvass Results Report

Run Time 12:34 PM
Run Date 05/10/2022

LIBERTY COUNTY, TEXAS

CONSTITUTIONAL AMENDMENT, GENERAL AND SPECIAL ELECTIONS

5/7/2022
Page 13

Official Results

Registered Voters
4469 of 49089 = 9.10%
Precincts Reporting
16 of 16 = 100.00%

HULL DAISSETIA INDEPENDENT SCHOOL DISTRICT Board of Trustee, Position 7 - Vote for none or one

Precinct	Anthony Gerard Eaglin	Jim Parker	Cast Votes	Undervotes	Overvotes	Absentee Voting Ballots Cast	Early Voting Ballots Cast	Election Day Voting Ballots Cast	Total Ballots Cast	Registered Voters	Turnout Percentage
BS12	122	61	183	13	0	20	82	94	196	1,424	13.76%
BS13	0	0	0	0	0	0	0	0	0	5	0.00%
BS14	68	43	111	7	0	4	58	56	118	584	20.21%
Totals	190	104	294	20	0	24	140	150	314	2,013	15.60%

Canvass Results Report

Run Time 12:34 PM
Run Date 05/10/2022

LIBERTY COUNTY, TEXAS

CONSTITUTIONAL AMENDMENT, GENERAL AND SPECIAL ELECTIONS

5/7/2022

Page 14

Official Results

Registered Voters
4469 of 49089 = 9.10%

Precincts Reporting
16 of 16 = 100.00%

CITY OF DAISSETTA Mayor - Vote for none or one

Precinct	Eric Thaxton	Cast Votes	Undervotes	Overvotes	Absentee Voting Ballots Cast	Early Voting Ballots Cast	Election Day Voting Ballots Cast	Total Ballots Cast	Registered Voters	Turnout Percentage
BS14	86	86	32	0	4	58	56	118	584	20.21%
Totals	86	86	32	0	4	58	56	118	584	20.21%

Canvass Results Report

LIBERTY COUNTY, TEXAS

Official Results

CONSTITUTIONAL AMENDMENT, GENERAL AND SPECIAL ELECTIONS

Run Time 12:34 PM
Run Date 05/10/2022

5/7/2022
Page 15

Registered Voters
4469 of 49089 = 9.10%
Precincts Reporting
16 of 16 = 100.00%

CITY OF DAISSETTA City Council Position 1 - Vote for none or one

Precinct	Cindy L. Burchfield	Cast Votes	Undervotes	Overvotes	Absentee Voting Ballots Cast	Early Voting Ballots Cast	Election Day Voting Ballots Cast	Total Ballots Cast	Registered Voters	Turnout Percentage
BS14	88	88	30	0	4	58	56	118	584	20.21%
Totals	88	88	30	0	4	58	56	118	584	20.21%

Canvass Results Report

Run Time 12:34 PM
Run Date 05/10/2022

LIBERTY COUNTY, TEXAS

CONSTITUTIONAL AMENDMENT, GENERAL AND SPECIAL ELECTIONS

5/7/2022

Page 16


Official Results

Registered Voters
4469 of 49089 = 9.10%

Precincts Reporting
16 of 16 = 100.00%

CITY OF DAISSETTA City Council Position 3 - Vote for none or one

Precinct	Lori L. Tidwell	Rodger D. Slusher, Sr.	Cast Votes	Undervotes	Overvotes	Absentee Voting Ballots Cast	Early Voting Ballots Cast	Election Day Voting Ballots Cast	Total Ballots Cast	Registered Voters	Turnout Percentage
BS14	83	27	110	8	0	4	58	56	118	584	20.21%
Totals	83	27	110	8	0	4	58	56	118	584	20.21%



LIBERTY COUNTY, TEXAS

CONSTITUTIONAL AMENDMENT, GENERAL AND SPECIAL ELECTIONS

Run Time 12:34 PM
Run Date 05/10/2022

5/7/2022
Page 17

Official Results
Registered Voters
4469 of 49089 = 9.10%
Precincts Reporting
16 of 16 = 100.00%

CITY OF DAISSETTA City Council Position 5 - Vote for none or one

Precinct	Andrew McClusky	Cast Votes	Undervotes	Overvotes	Absentee Voting Ballots Cast	Early Voting Ballots Cast	Election Day Voting Ballots Cast	Total Ballots Cast	Registered Voters	Turnout Percentage
BS14	92	92	26	0	4	58	56	118	584	20.21%
Totals	92	92	26	0	4	58	56	118	584	20.21%

Canvass Results Report

LIBERTY COUNTY, TEXAS

Official Results

Registered Voters
4469 of 49089 = 9.10%

Precincts Reporting
16 of 16 = 100.00%

CONSTITUTIONAL AMENDMENT, GENERAL AND SPECIAL ELECTIONS

Run Time 12:34 PM
Run Date 05/10/2022

5/7/2022
Page 18

CITY OF AMES CITY COUNCIL, POSITION 1 - Vote for none or one

Precinct	Michael Trahan	Wellona Robertson	Quatomonique Childress	Cast Votes	Undervotes	Overvotes	Absentee Voting Ballots Cast	Early Voting Ballots Cast	Election Day Voting Ballots Cast	Total Ballots Cast	Registered Voters	Turnout Percentage
BS7	65	21	6	92	2	0	10	37	47	94	726	12.95%
BS13	0	0	0	0	0	0	0	0	0	0	5	0.00%
Totals	65	21	6	92	2	0	10	37	47	94	731	12.86%

Canvass Results Report

LIBERTY COUNTY, TEXAS

Official Results

CONSTITUTIONAL AMENDMENT, GENERAL AND SPECIAL ELECTIONS

Registered Voters
4469 of 49089 = 9.10%

Precincts Reporting
16 of 16 = 100.00%

Run Time 12:34 PM
Run Date 05/10/2022

5/7/2022
Page 19

CITY OF AMES CITY COUNCIL, POSITION 2 - Vote for none or one

Precinct	Elizabeth Hardy	Reggie Rollins	Eugene Redmon	Cast Votes	Undervotes	Overvotes	Absentee Voting Ballots Cast	Early Voting Ballots Cast	Election Day Voting Ballots Cast	Total Ballots Cast	Registered Voters	Turnout Percentage
BS7	52	24	13	89	4	1	10	37	47	94	726	12.95%
BS13	0	0	0	0	0	0	0	0	0	0	5	0.00%
Totals	52	24	13	89	4	1	10	37	47	94	731	12.86%

Canvass Results Report

LIBERTY COUNTY, TEXAS

Official Results

CONSTITUTIONAL AMENDMENT, GENERAL AND SPECIAL ELECTIONS

Registered Voters
4469 of 49089 = 9.10%


Precincts Reporting
16 of 16 = 100.00%

Run Time 12:34 PM
Run Date 05/10/2022

5/7/2022
Page 20

CITY OF AMES CITY COUNCIL, POSITION 4 - Vote for none or one

Precinct	Barbara Domain	Alfred Lee Freeman, Jr.	Cast Votes	Undervotes	Overvotes	Absentee Voting Ballots Cast	Early Voting Ballots Cast	Election Day Voting Ballots Cast	Total Ballots Cast	Registered Voters	Turnout Percentage
BS7	41	49	90	4	0	10	37	47	94	726	12.95%
BS13	0	0	0	0	0	0	0	0	0	5	0.00%
Totals	41	49	90	4	0	10	37	47	94	731	12.86%



LIBERTY COUNTY, TEXAS

CONSTITUTIONAL AMENDMENT, GENERAL AND SPECIAL ELECTIONS


Run Time 12:34 PM
Run Date 05/10/2022

5/7/2022
Page 21

Official Results
Registered Voters 4469 of 49089 = 9.10%
Precincts Reporting 16 of 16 = 100.00%

HARDIN INDEPENDENT SCHOOL DISTRICT TRUSTEE, PLACE 3 - Vote for none or one

Precinct	JAMES BUBBA CAMPBELL	CHARLIE WAKEFIELD	STEPHANIE JOHNSON CLARK	Cast Votes	Undervotes	Overvotes	Absentee Voting Ballots Cast	Early Voting Ballots Cast	Election Day Voting Ballots Cast	Total Ballots Cast	Registered Voters	Turnout Percentage
BS6	44	17	44	105	12	0	9	64	43	116	1,362	8.52%
BS11	237	66	291	594	18	0	6	418	188	612	2,686	22.78%
BS15	57	28	64	149	2	0	1	119	31	151	488	30.94%
BS16	10	3	11	24	6	0	2	22	6	30	163	18.40%
Totals	348	114	410	872	38	0	18	623	268	909	4,699	19.34%



Canvass Results Report

LIBERTY COUNTY, TEXAS

Official Results

Registered Voters

4469 of 49089 = 9.10%

Precincts Reporting

16 of 16 = 100.00%

CONSTITUTIONAL AMENDMENT, GENERAL AND SPECIAL ELECTIONS

Run Time 12:34 PM
Run Date 05/10/2022

5/7/2022

Page 22

HARDIN INDEPENDENT SCHOOL DISTRICT TRUSTEE, PLACE 4 - Vote for none or one

Precinct	DANA HOLST	JOEY SCHEFFLER	Cast Votes	Undervotes	Overvotes	Absentee Voting Ballots Cast	Early Voting Ballots Cast	Election Day Voting Ballots Cast	Total Ballots Cast	Registered Voters	Turnout Percentage
BS6	62	36	98	19	0	9	64	43	116	1,362	8.52%
BS11	361	225	586	26	0	6	418	188	612	2,686	22.78%
BS15	82	59	141	10	0	1	119	31	151	488	30.94%
BS16	15	9	24	6	0	2	22	6	30	163	18.40%
Totals	520	329	849	61	0	18	623	268	909	4,699	19.34%

LIBERTY COUNTY, TEXAS

CONSTITUTIONAL AMENDMENT, GENERAL AND SPECIAL ELECTIONS

Run Time 12:34 PM
Run Date 05/10/2022

5/7/2022
Page 23

Official Results
Registered Voters 4469 of 49089 = 9.10%
Precincts Reporting 16 of 16 = 100.00%

HARDIN INDEPENDENT SCHOOL DISTRICT TRUSTEE, PLACE 5 - Vote for none or one

Precinct	JENNIFER PARKER	CHARLES BOLDS	Cast Votes	Undervotes	Overvotes	Absentee Voting Ballots Cast	Early Voting Ballots Cast	Election Day Voting Ballots Cast	Total Ballots Cast	Registered Voters	Turnout Percentage
BS6	37	65	102	15	0	9	64	43	116	1,362	8.52%
BS11	180	406	586	25	1	6	418	188	612	2,686	22.78%
BS15	41	102	143	8	0	1	119	31	151	488	30.94%
BS16	12	8	20	10	0	2	22	6	30	163	18.40%
Totals	270	581	851	58	1	18	623	268	909	4,699	19.34%

Canvass Results Report

Run Time 12:34 PM
Run Date 05/10/2022

LIBERTY COUNTY, TEXAS

CONSTITUTIONAL AMENDMENT, GENERAL AND SPECIAL ELECTIONS

5/7/2022


Page 24

Official Results

Registered Voters
4469 of 49089 = 9.10%
Precincts Reporting
16 of 16 = 100.00%

HARDIN INDEPENDENT SCHOOL DISTRICT TRUSTEE, PLACE 7 - Vote for none or one

Precinct	BETHANY WALKER	MICHELLE HOTALING	Cast Votes	Undervotes	Overvotes	Absentee Voting Ballots Cast	Early Voting Ballots Cast	Election Day Voting Ballots Cast	Total Ballots Cast	Registered Voters	Turnout Percentage
BS6	45	44	89	28	0	9	64	43	116	1,362	8.52%
BS11	220	332	552	60	0	6	418	188	612	2,686	22.78%
BS15	64	69	133	18	0	1	119	31	151	488	30.94%
BS16	9	9	18	12	0	2	22	6	30	163	18.40%
Totals	338	454	792	118	0	18	623	268	909	4,699	19.34%



Canvass Results Report

Run Time 12:34 PM
Run Date 05/10/2022

LIBERTY COUNTY, TEXAS

CONSTITUTIONAL AMENDMENT, GENERAL AND SPECIAL ELECTIONS

5/7/2022
Page 25

Official Results

Registered Voters
4469 of 49089 = 9.10%
Precincts Reporting
16 of 16 = 100.00%

CITY OF LIBERTY MAYOR - Vote for none or one

Precinct	Carl Pickett	Cast Votes	Undervotes	Overvotes	Absentee Voting Ballots Cast	Early Voting Ballots Cast	Election Day Voting Ballots Cast	Total Ballots Cast	Registered Voters	Turnout Percentage
BS9	430	430	206	0	39	430	167	636	4,449	14.30%
BS16	19	19	11	0	2	22	6	30	163	18.40%
Totals	449	449	217	0	41	452	173	666	4,612	14.44%

Canvass Results Report

Run Time 12:34 PM
Run Date 05/10/2022

LIBERTY COUNTY, TEXAS

CONSTITUTIONAL AMENDMENT, GENERAL AND SPECIAL ELECTIONS

5/7/2022

Page 26

Official Results

Registered Voters
4469 of 49089 = 9.10%

Precincts Reporting
16 of 16 = 100.00%

CITY OF LIBERTY COUNCIL MEMBERS - Vote for none, one, two or three

Precinct	TOMMY BRENTS	ED SEYMOUR	DAVID W. ARNOLD	J.L. "CHIPPER" SMITH	Cast Votes	Undervotes	Overvotes	Absentee Voting Ballots Cast	Early Voting Ballots Cast	Election Day Voting Ballots Cast	Total Ballots Cast	Registered Voters	Turnout Percentage
BS9	343	321	264	298	1,226	682	0	39	430	167	636	4,449	14.30%
BS16	15	14	12	9	50	40	0	2	22	6	30	163	18.40%
Totals	358	335	276	307	1,276	722	0	41	452	173	666	4,612	14.44%

Canvass Results Report

Run Time 12:34 PM
Run Date 05/10/2022

LIBERTY COUNTY, TEXAS

CONSTITUTIONAL AMENDMENT, GENERAL AND SPECIAL ELECTIONS

5/7/2022


Page 27

Official Results

Registered Voters
4469 of 49089 = 9.10%
Precincts Reporting
16 of 16 = 100.00%

CITY OF DAYTON Council Member Position 1 - Vote for none or one

Precinct	Tonya Smikal	Dwight Pruitt	Cast Votes	Undervotes	Overvotes	Absentee Voting Ballots Cast	Early Voting Ballots Cast	Election Day Voting Ballots Cast	Total Ballots Cast	Registered Voters	Turnout Percentage
BS4	20	15	35	3	0	1	18	19	38	852	4.46%
BS8	265	281	546	27	0	28	397	148	573	4,444	12.89%
Totals	285	296	581	30	0	29	415	167	611	5,296	11.54%



Canvass Results Report

LIBERTY COUNTY, TEXAS

Official Results

CONSTITUTIONAL AMENDMENT, GENERAL AND SPECIAL ELECTIONS

Run Time 12:34 PM
Run Date 05/10/2022

5/7/2022
Page 28

Registered Voters
4469 of 49089 = 9.10%
Precincts Reporting
16 of 16 = 100.00%

CITY OF DAYTON Council Member Position 2 - Vote for none or one

Precinct	Janette Goulder-Frick	Josh Townsend	Sherial L. Lawson	Cast Votes	Undervotes	Overvotes	Absentee Voting Ballots Cast	Early Voting Ballots Cast	Election Day Voting Ballots Cast	Total Ballots Cast	Registered Voters	Turnout Percentage
BS4	11	18	7	36	2	0	1	18	19	38	852	4.46%
BS8	197	143	186	526	47	0	28	397	148	573	4,444	12.89%
Totals	208	161	193	562	49	0	29	415	167	611	5,296	11.54%

Canvass Results Report

Run Time 12:34 PM
Run Date 05/10/2022

LIBERTY COUNTY, TEXAS

CONSTITUTIONAL AMENDMENT, GENERAL AND SPECIAL ELECTIONS

5/7/2022
Page 29

Official Results

Registered Voters
4469 of 49089 = 9.10%
Precincts Reporting
16 of 16 = 100.00%

CITY OF DAYTON Council Member Position 3 - Vote for none or one

Precinct	John Headrick	Cast Votes	Undervotes	Overvotes	Absentee Voting Ballots Cast	Early Voting Ballots Cast	Election Day Voting Ballots Cast	Total Ballots Cast	Registered Voters	Turnout Percentage
BS4	27	27	11	0	1	18	19	38	852	4.46%
BS8	377	377	196	0	28	397	148	573	4,444	12.89%
Totals	404	404	207	0	29	415	167	611	5,296	11.54%

Canvass Results Report

Run Time 12:34 PM
Run Date 05/10/2022

LIBERTY COUNTY, TEXAS

CONSTITUTIONAL AMENDMENT, GENERAL AND SPECIAL ELECTIONS

5/7/2022

Page 30

Official Results

Registered Voters
4469 of 49089 = 9.10%
Precincts Reporting
16 of 16 = 100.00%

CITY OF DAYTON PROPOSITION A

Precinct	YES	NO	Cast Votes	Undervotes	Overvotes	Absentee Voting Ballots Cast	Early Voting Ballots Cast	Election Day Voting Ballots Cast	Total Ballots Cast	Registered Voters	Turnout Percentage
BS4	15	23	38	0	0	1	18	19	38	852	4.46%
BS8	290	253	543	30	0	28	397	148	573	4,444	12.89%
Totals	305	276	581	30	0	29	415	167	611	5,296	11.54%

Canvass Results Report

Run Time 12:34 PM
Run Date 05/10/2022

LIBERTY COUNTY, TEXAS

CONSTITUTIONAL AMENDMENT, GENERAL AND SPECIAL ELECTIONS

5/7/2022


Page 31

Official Results

Registered Voters
4469 of 49089 = 9.10%
Precincts Reporting
16 of 16 = 100.00%

CITY OF DAYTON PROPOSITION B

Precinct	YES	NO	Cast Votes	Undervotes	Overvotes	Absentee Voting Ballots Cast	Early Voting Ballots Cast	Election Day Voting Ballots Cast	Total Ballots Cast	Registered Voters	Turnout Percentage
BS4	35	2	37	1	0	1	18	19	38	852	4.46%
BS8	454	79	533	40	0	28	397	148	573	4,444	12.89%
Totals	489	81	570	41	0	29	415	167	611	5,296	11.54%



Canvass Results Report

Run Time 12:34 PM
Run Date 05/10/2022

LIBERTY COUNTY, TEXAS

CONSTITUTIONAL AMENDMENT, GENERAL AND SPECIAL ELECTIONS

5/7/2022

Page 32


Official Results

Registered Voters
4469 of 49089 = 9.10%

Precincts Reporting
16 of 16 = 100.00%

CITY OF DAYTON PROPOSITION C

Precinct	YES	NO	Cast Votes	Undervotes	Overvotes	Absentee Voting Ballots Cast	Early Voting Ballots Cast	Election Day Voting Ballots Cast	Total Ballots Cast	Registered Voters	Turnout Percentage
BS4	33	4	37	0	1	1	18	19	38	852	4.46%
BS8	503	48	551	22	0	28	397	148	573	4,444	12.89%
Totals	536	52	588	22	1	29	415	167	611	5,296	11.54%



LIBERTY COUNTY, TEXAS

CONSTITUTIONAL AMENDMENT, GENERAL AND SPECIAL ELECTIONS

Run Time 12:34 PM
Run Date 05/10/2022

5/7/2022
Page 33

Official Results
Registered Voters 4469 of 49089 = 9.10%
Precincts Reporting 16 of 16 = 100.00%

CITY OF DAYTON PROPOSITION D

Precinct	YES	NO	Cast Votes	Undervotes	Overvotes	Absentee Voting Ballots Cast	Early Voting Ballots Cast	Election Day Voting Ballots Cast	Total Ballots Cast	Registered Voters	Turnout Percentage
BS4	34	4	38	0	0	1	18	19	38	852	4.46%
BS8	485	57	542	31	0	28	397	148	573	4,444	12.89%
Totals	519	61	580	31	0	29	415	167	611	5,296	11.54%

Canvass Results Report

Run Time 12:34 PM
Run Date 05/10/2022

LIBERTY COUNTY, TEXAS

CONSTITUTIONAL AMENDMENT, GENERAL AND SPECIAL ELECTIONS

5/7/2022
Page 34

Official Results

Registered Voters
4469 of 49089 = 9.10%
Precincts Reporting
16 of 16 = 100.00%

CITY OF DAYTON PROPOSITION E

Precinct	YES	NO	Cast Votes	Undervotes	Overvotes	Absentee Voting Ballots Cast	Early Voting Ballots Cast	Election Day Voting Ballots Cast	Total Ballots Cast	Registered Voters	Turnout Percentage
BS4	36	2	38	0	0	1	18	19	38	852	4.46%
BS8	493	50	543	30	0	28	397	148	573	4,444	12.89%
Totals	529	52	581	30	0	29	415	167	611	5,296	11.54%

LIBERTY COUNTY, TEXAS

CONSTITUTIONAL AMENDMENT, GENERAL AND SPECIAL ELECTIONS

Run Time 12:34 PM
Run Date 05/10/2022

5/7/2022
Page 35

Official Results
Registered Voters 4469 of 49089 = 9.10%
Precincts Reporting 16 of 16 = 100.00%

CITY OF DAYTON PROPOSITION F

Precinct	YES	NO	Cast Votes	Undervotes	Overvotes	Absentee Voting Ballots Cast	Early Voting Ballots Cast	Election Day Voting Ballots Cast	Total Ballots Cast	Registered Voters	Turnout Percentage
BS4	35	3	38	0	0	1	18	19	38	852	4.46%
BS8	520	21	541	32	0	28	397	148	573	4,444	12.89%
Totals	555	24	579	32	0	29	415	167	611	5,296	11.54%

Canvass Results Report

Run Time 12:34 PM
Run Date 05/10/2022

LIBERTY COUNTY, TEXAS

CONSTITUTIONAL AMENDMENT, GENERAL AND SPECIAL ELECTIONS

5/7/2022

Page 36

Official Results

Registered Voters
4469 of 49089 = 9.10%

Precincts Reporting
16 of 16 = 100.00%

*** End of report ***