

KLINT D. BUSH
ELECTIONS ADMINISTRATOR
VOTER REGISTRAR
1923 Sam Houston
Liberty, Texas 77575



Phone: 936-253-8050
klint.bush@co.liberty.tx.us

**OFFICE OF THE ELECTIONS ADMINISTRATOR / VOTER REGISTRAR
THE COUNTY OF LIBERTY**

Certification of Official Election Results for Canvassing Authority

I, the undersigned, the elections officer for the County of Liberty hereby certify that the following is a total of all votes received by each candidate and votes received "for" and "against" each measure as shown by the precinct returns. I further certify that the following vote totals include early voting votes by precinct received under Section 87.1231 of the Texas Election Code. The election was held May 1, 2021 in Liberty County Texas

A handwritten signature in blue ink, appearing to be "K. D. Bush", written over a horizontal line.

**Klint D. Bush
Elections Administrator
Voter Registrar**

Seal

Canvass Results Report

City School Election2021

Run Time 12:12 PM
Run Date 05/05/2021

LIBERTY COUNTY, TEXAS

GENERAL ELECTION

5/1/2021
Page 1

Official Results

Registered Voters
1406 of 18802 = 7.48%
Precincts Reporting
29 of 29 = 100.00%

CITY OF DAYTON Mayor - Vote for none or one

Precinct	Caroline Wadzeck	Cast Votes	Undervotes	Overvotes	Absentee Voting Ballots Cast	Early Voting Ballots Cast	Election Day Voting Ballots Cast	Total Ballots Cast	Registered Voters	Turnout Percentage
10 - C. DAYTON	149	149	54	0	11	119	73	203	2,754	7.37%
10 - DAY ESD	0	0	0	0	0	0	0	0	21	0.00%
14 - C. DAYTON	0	0	0	0	0	0	0	0	15	0.00%
21 - C. DAYTON	0	0	0	0	0	0	0	0	73	0.00%
21 - DAY ESD	0	0	0	0	0	0	0	0	21	0.00%
22 - C. DAYTON	56	56	27	0	1	39	43	83	1,186	7.00%
24 - C. DAYTON	0	0	0	0	0	0	0	0	0	0.00%
30 - C. DAYTON	71	71	28	0	4	55	40	99	839	11.80%
Totals	276	276	109	0	16	213	156	385	4,909	7.84%



Canvass Results Report

City School Election2021

Run Time 12:12 PM
Run Date 05/05/2021

LIBERTY COUNTY, TEXAS

GENERAL ELECTION

5/1/2021

Page 2

Official Results

Registered Voters
1406 of 18802 = 7.48%
Precincts Reporting
29 of 29 = 100.00%

CITY OF DAYTON Council Member Position 4 - Vote for none or one

Precinct	Andy Conner	DG Bubba Graves	Cast Votes	Undervotes	Overvotes	Absentee Voting Ballots Cast	Early Voting Ballots Cast	Election Day Voting Ballots Cast	Total Ballots Cast	Registered Voters	Turnout Percentage
10 - C. DAYTON	108	90	198	5	0	11	119	73	203	2,754	7.37%
10 - DAY ESD	0	0	0	0	0	0	0	0	0	21	0.00%
14 - C. DAYTON	0	0	0	0	0	0	0	0	0	15	0.00%
21 - C. DAYTON	0	0	0	0	0	0	0	0	0	73	0.00%
21 - DAY ESD	0	0	0	0	0	0	0	0	0	21	0.00%
22 - C. DAYTON	52	28	80	3	0	1	39	43	83	1,186	7.00%
24 - C. DAYTON	0	0	0	0	0	0	0	0	0	0	0.00%
30 - C. DAYTON	67	24	91	8	0	4	55	40	99	839	11.80%
Totals	227	142	369	16	0	16	213	156	385	4,909	7.84%



Canvass Results Report

City School Election 2021

Run Time 12:12 PM
Run Date 05/05/2021

LIBERTY COUNTY, TEXAS

GENERAL ELECTION

5/1/2021

Page 3

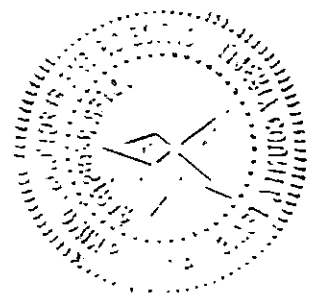
Official Results

Registered Voters
1406 of 18802 = 7.48%
Precincts Reporting
29 of 29 = 100.00%

CITY OF DAYTON Council Member Position 5 - Vote for none or one

Precinct	Janette Goulder-Frick	Jose S. Hernandez	Alvin Burress	Valorie Jackson Barton	Cast Votes	Undervotes	Overvotes	Absentee Voting Ballots Cast	Early Voting Ballots Cast	Election Day Voting Ballots Cast	Total Ballots Cast	Registered Voters	Turnout Percentage
10 - C. DAYTON	69	6	98	25	198	5	0	11	119	73	203	2,754	7.37%
10 - DAY ESD	0	0	0	0	0	0	0	0	0	0	0	21	0.00%
14 - C. DAYTON	0	0	0	0	0	0	0	0	0	0	0	15	0.00%
21 - C. DAYTON	0	0	0	0	0	0	0	0	0	0	0	73	0.00%
21 - DAY ESD	0	0	0	0	0	0	0	0	0	0	0	21	0.00%
22 - C. DAYTON	25	2	50	1	78	5	0	1	39	43	83	1,186	7.00%
24 - C. DAYTON	0	0	0	0	0	0	0	0	0	0	0	0	0.00%
30 - C. DAYTON	16	0	66	17	99	0	0	4	55	40	99	839	11.80%
Totals	110	8	214	43	375	10	0	16	213	156	385	4,909	7.84%





Canvass Results Report

City School Election2021

Run Time 12:12 PM
Run Date 05/05/2021

LIBERTY COUNTY, TEXAS

GENERAL ELECTION

5/1/2021
Page 4


Official Results

Registered Voters
1406 of 18802 = 7.48%
Precincts Reporting
29 of 29 = 100.00%

CITY OF AMES MAYOR - Vote for none or one

Precinct	Emmett Albro	Cornelius Gilmore	Cast Votes	Undervotes	Overvotes	Absentee Voting Ballots Cast	Early Voting Ballots Cast	Election Day Voting Ballots Cast	Total Ballots Cast	Registered Voters	Turnout Percentage
18 - CITY AMES	37	81	118	7	1	13	30	83	126	706	17.85%
Totals	37	81	118	7	1	13	30	83	126	706	17.85%

A handwritten signature in blue ink is written over a circular official seal. The seal features a five-pointed star in the center and the text "LIBERTY COUNTY, TEXAS" around the perimeter.



Canvass Results Report

City School Election2021

Run Time 12:12 PM
Run Date 05/05/2021

LIBERTY COUNTY, TEXAS

GENERAL ELECTION

5/1/2021

Page 5

Official Results

Registered Voters

1406 of 18802 = 7.48%

Precincts Reporting

29 of 29 = 100.00%

CITY OF AMES COUNCIL POSITION 1 - Vote for none or one

Precinct	Michael Trahan	Cast Votes	Undervotes	Overvotes	Absentee Voting Ballots Cast	Early Voting Ballots Cast	Election Day Voting Ballots Cast	Total Ballots Cast	Registered Voters	Turnout Percentage
18 - CITY AMES	100	100	26	0	13	30	83	126	706	17.85%
Totals	100	100	26	0	13	30	83	126	706	17.85%

Canvass Results Report

City School Election2021

Run Time 12:12 PM
Run Date 05/05/2021

LIBERTY COUNTY, TEXAS

GENERAL ELECTION

5/1/2021

Page 6

Official Results

Registered Voters

1406 of 18802 = 7.48%

Precincts Reporting

29 of 29 = 100.00%

CITY OF AMES COUNCIL POSITION 2 - Vote for none or one

Precinct	Carlton Rollins	Cast Votes	Undervotes	Overvotes	Absentee Voting Ballots Cast	Early Voting Ballots Cast	Election Day Voting Ballots Cast	Total Ballots Cast	Registered Voters	Turnout Percentage
18 - CITY AMES	82	82	44	0	13	30	83	126	706	17.85%
Totals	82	82	44	0	13	30	83	126	706	17.85%

A handwritten signature in blue ink is written over a circular official seal. The seal contains the text 'LIBERTY COUNTY TEXAS' around the perimeter. The signature appears to be 'D. J. ...'.

Canvass Results Report

City School Election2021

Run Time 12:12 PM

Run Date 05/05/2021

LIBERTY COUNTY, TEXAS

GENERAL ELECTION

5/1/2021

Page 7

Official Results

Registered Voters

1406 of 18802 = 7.48%

Precincts Reporting

29 of 29 = 100.00%

CITY OF AMES COUNCIL POSITION 3 - Vote for none or one

Precinct	Eddie G White	Cast Votes	Undervotes	Overvotes	Absentee Voting Ballots Cast	Early Voting Ballots Cast	Election Day Voting Ballots Cast	Total Ballots Cast	Registered Voters	Turnout Percentage
18 - CITY AMES	92	92	34	0	13	30	83	126	706	17.85%
Totals	92	92	34	0	13	30	83	126	706	17.85%

A handwritten signature in blue ink is written over a circular official seal. The seal contains the text 'LIBERTY COUNTY, TEXAS' and '2021'.

Canvass Results Report

City School Election2021

Run Time 12:12 PM
Run Date 05/05/2021

LIBERTY COUNTY, TEXAS

GENERAL ELECTION

5/1/2021
Page 8

Official Results

Registered Voters
1406 of 18802 = 7.48%
Precincts Reporting
29 of 29 = 100.00%

CITY OF AMES COUNCIL POSITION 5 - Vote for none or one

Precinct	Audrey Harrison	Cast Votes	Undervotes	Overvotes	Absentee Voting Ballots Cast	Early Voting Ballots Cast	Election Day Voting Ballots Cast	Total Ballots Cast	Registered Voters	Turnout Percentage
18 - CITY AMES	95	95	31	0	13	30	83	126	706	17.85%
Totals	95	95	31	0	13	30	83	126	706	17.85%

Canvass Results Report

City School Election 2021

Run Time 12:12 PM
Run Date 05/05/2021

LIBERTY COUNTY, TEXAS

GENERAL ELECTION

5/1/2021

Page 9

Official Results

Registered Voters
1406 of 18802 = 7.48%

Precincts Reporting
29 of 29 = 100.00%

LIBERTY INDEPENDENT SCHOOL DISTRICT Trustee Position 2 - Vote for none or one

Precinct	Bruce Bell	Cast Votes	Undervotes	Overvotes	Absentee Voting Ballots Cast	Early Voting Ballots Cast	Election Day Voting Ballots Cast	Total Ballots Cast	Registered Voters	Turnout Percentage
18 - CITY AMES	79	79	47	0	13	30	83	126	706	17.85%
3 - LIB ISD	1	1	0	0	0	0	1	1	32	3.13%
5 - LIB ISD	87	87	32	0	18	47	54	119	2,213	5.38%
6 - LIB ISD	15	15	7	0	1	14	7	22	966	2.28%
11 - LIB ISD	0	0	0	0	0	0	0	0	36	0.00%
18 - LIB ISD	10	10	4	0	0	10	4	14	1,188	1.18%
19 - LIB ISD	60	60	23	0	7	45	31	83	1,716	4.84%
21 - LIBISD ESD	0	0	0	0	0	0	0	0	0	0.00%
27 - LIB ISD	4	4	1	0	1	1	3	5	251	1.99%
30 - LIB ISD	0	0	0	0	0	0	0	0	28	0.00%
Totals	256	256	114	0	40	147	183	370	7,136	5.18%

The image shows a handwritten signature in blue ink over a circular official seal. The seal contains the text 'LIBERTY COUNTY, TEXAS' and 'CLERK' around the perimeter. The signature is written in a cursive style.

Canvass Results Report

City School Election2021

Run Time 12:12 PM
Run Date 05/05/2021

LIBERTY COUNTY, TEXAS

GENERAL ELECTION

5/1/2021

Page 10

Official Results

Registered Voters


1406 of 18802 = 7.48%

Precincts Reporting

29 of 29 = 100.00%

LIBERTY INDEPENDENT SCHOOL DISTRICT Trustee Position 3 - Vote for none or one

Precinct	Lance Lawrence	Cast Votes	Undervotes	Overvotes	Absentee Voting Ballots Cast	Early Voting Ballots Cast	Election Day Voting Ballots Cast	Total Ballots Cast	Registered Voters	Turnout Percentage
18 - CITY AMES	80	80	46	0	13	30	83	126	706	17.85%
3 - LIB ISD	1	1	0	0	0	0	1	1	32	3.13%
5 - LIB ISD	92	92	27	0	18	47	54	119	2,213	5.38%
6 - LIB ISD	15	15	7	0	1	14	7	22	966	2.28%
11 - LIB ISD	0	0	0	0	0	0	0	0	36	0.00%
18 - LIB ISD	10	10	4	0	0	10	4	14	1,188	1.18%
19 - LIB ISD	61	61	22	0	7	45	31	83	1,716	4.84%
21 - LIBISD ESD	0	0	0	0	0	0	0	0	0	0.00%
27 - LIB ISD	4	4	1	0	1	1	3	5	251	1.99%
30 - LIB ISD	0	0	0	0	0	0	0	0	28	0.00%
Totals	263	263	107	0	40	147	183	370	7,136	5.18%



Canvass Results Report

City School Election2021

Run Time 12:12 PM
Run Date 05/05/2021

LIBERTY COUNTY, TEXAS

GENERAL ELECTION

5/1/2021

Page 11

Official Results

Registered Voters
1406 of 18802 = 7.48%

Precincts Reporting
29 of 29 = 100.00%

LIBERTY INDEPENDENT SCHOOL DISTRICT Trustee Position 6 - Vote for none or one

Precinct	Rachel Odell	Cast Votes	Undervotes	Overvotes	Absentee Voting Ballots Cast	Early Voting Ballots Cast	Election Day Voting Ballots Cast	Total Ballots Cast	Registered Voters	Turnout Percentage
18 - CITY AMES	81	81	45	0	13	30	83	126	706	17.85%
3 - LIB ISD	1	1	0	0	0	0	1	1	32	3.13%
5 - LIB ISD	78	78	41	0	18	47	54	119	2,213	5.38%
6 - LIB ISD	18	18	4	0	1	14	7	22	966	2.28%
11 - LIB ISD	0	0	0	0	0	0	0	0	36	0.00%
18 - LIB ISD	11	11	3	0	0	10	4	14	1,188	1.18%
19 - LIB ISD	54	54	29	0	7	45	31	83	1,716	4.84%
21 - LIBISD ESD	0	0	0	0	0	0	0	0	0	0.00%
27 - LIB ISD	4	4	1	0	1	1	3	5	251	1.99%
30 - LIB ISD	0	0	0	0	0	0	0	0	28	0.00%
Totals	247	247	123	0	40	147	183	370	7,136	5.18%

A handwritten signature in blue ink is written over a circular official seal. The seal contains the text 'COUNTY CLERK' and 'LIBERTY COUNTY TEXAS' around a central star.

Canvass Results Report

City School Election2021

Run Time 12:12 PM
Run Date 05/05/2021

LIBERTY COUNTY, TEXAS

GENERAL ELECTION

5/1/2021

Page 12


Official Results

Registered Voters
1406 of 18802 = 7.48%

Precincts Reporting
29 of 29 = 100.00%

LIBERTY INDEPENDENT SCHOOL DISTRICT Trustee Position 4 - Unexpired Term - Vote for none or one

Precinct	Craig P. Girard	Barbara "Barbie" Kelly	Cast Votes	Undervotes	Overvotes	Absentee Voting Ballots Cast	Early Voting Ballots Cast	Election Day Voting Ballots Cast	Total Ballots Cast	Registered Voters	Turnout Percentage
18 - CITY AMES	21	76	97	29	0	13	30	83	126	706	17.85%
3 - LIB ISD	1	0	1	0	0	0	0	1	1	32	3.13%
5 - LIB ISD	22	95	117	2	0	18	47	54	119	2,213	5.38%
6 - LIB ISD	1	21	22	0	0	1	14	7	22	966	2.28%
11 - LIB ISD	0	0	0	0	0	0	0	0	0	36	0.00%
18 - LIB ISD	1	13	14	0	0	0	10	4	14	1,188	1.18%
19 - LIB ISD	23	59	82	1	0	7	45	31	83	1,716	4.84%
21 - LIBISD ESD	0	0	0	0	0	0	0	0	0	0	0.00%
27 - LIB ISD	2	3	5	0	0	1	1	3	5	251	1.99%
30 - LIB ISD	0	0	0	0	0	0	0	0	0	28	0.00%
Totals	71	267	338	32	0	40	147	183	370	7,136	5.18%



Canvass Results Report

City School Election2021

Run Time 12:12 PM
Run Date 05/05/2021

LIBERTY COUNTY, TEXAS

GENERAL ELECTION

5/1/2021

Page 13


Official Results

Registered Voters
1406 of 18802 = 7.48%

Precincts Reporting
29 of 29 = 100.00%

LIBERTY COUNTY EMERGENCY SERVICES DISTRICT NO. 1 PROPOSITION A

Precinct	FOR	AGAINST	Cast Votes	Undervotes	Overvotes	Absentee Voting Ballots Cast	Early Voting Ballots Cast	Election Day Voting Ballots Cast	Total Ballots Cast	Registered Voters	Turnout Percentage
10 - DAY ESD	0	0	0	0	0	0	0	0	0	21	0.00%
21 - DAY ESD	0	0	0	0	0	0	0	0	0	21	0.00%
10 - ESD 1	3	0	3	0	0	0	0	3	3	41	7.32%
21 - ESD 1	41	19	60	0	0	9	7	44	60	1,119	5.36%
28 - ESD 1	2	7	9	0	0	0	1	8	9	204	4.41%
21 - LIBISD ESD	0	0	0	0	0	0	0	0	0	0	0.00%
Totals	46	26	72	0	0	9	8	55	72	1,406	5.12%



Canvass Results Report

City School Election2021

Run Time 12:12 PM
Run Date 05/05/2021

LIBERTY COUNTY, TEXAS

GENERAL ELECTION

5/1/2021
Page 14

Official Results

Registered Voters
1406 of 18802 = 7.48%
Precincts Reporting
29 of 29 = 100.00%

CITY OF HARDIN Mayor - Vote for none or one

Precinct	Harry Johnson	Cast Votes	Undervotes	Overvotes	Absentee Voting Ballots Cast	Early Voting Ballots Cast	Election Day Voting Ballots Cast	Total Ballots Cast	Registered Voters	Turnout Percentage
3 - C. HARDIN	74	74	28	0	3	72	27	102	473	21.56%
Totals	74	74	28	0	3	72	27	102	473	21.56%

A handwritten signature in blue ink is written over a circular official seal. The seal features a five-pointed star in the center and the words 'COUNTY CLERK' around the perimeter. The signature is stylized and appears to be 'J. S. ...'.

Canvass Results Report

City School Election2021

Run Time 12:12 PM
Run Date 05/05/2021

LIBERTY COUNTY, TEXAS

GENERAL ELECTION

5/1/2021
Page 15

Official Results

Registered Voters
1406 of 18802 = 7.48%
Precincts Reporting
29 of 29 = 100.00%

CITY OF HARDIN City Council Position 1 - Vote for none or one

Precinct	Chris Goodwin	Julie Terry	Cast Votes	Undervotes	Overvotes	Absentee Voting Ballots Cast	Early Voting Ballots Cast	Election Day Voting Ballots Cast	Total Ballots Cast	Registered Voters	Turnout Percentage
3 - C. HARDIN	74	20	94	8	0	3	72	27	102	473	21.56%
Totals	74	20	94	8	0	3	72	27	102	473	21.56%

Canvass Results Report

City School Election2021

Run Time 12:12 PM
Run Date 05/05/2021

LIBERTY COUNTY, TEXAS

GENERAL ELECTION

5/1/2021

Page 16

Official Results

Registered Voters
1406 of 18802 = 7.48%
Precincts Reporting
29 of 29 = 100.00%

CITY OF HARDIN City Council Position 2 - Vote for none or one

Precinct	Brett Clark	Cast Votes	Undervotes	Overvotes	Absentee Voting Ballots Cast	Early Voting Ballots Cast	Election Day Voting Ballots Cast	Total Ballots Cast	Registered Voters	Turnout Percentage
3 - C. HARDIN	68	68	34	0	3	72	27	102	473	21.56%
Totals	68	68	34	0	3	72	27	102	473	21.56%

A handwritten signature in blue ink is written over a circular official seal. The seal contains the text 'LIBERTY COUNTY TEXAS' and 'OFFICE OF THE CLERK'. The signature is stylized and appears to be 'J. H. M.'.

City School Election 2021

GENERAL ELECTION

Run Time 12:12 PM

5/1/2021

Run Date 05/05/2021

Page 17


Registered Voters 1406 of 18802 = 7.48%

Precincts Reporting 29 of 29 = 100.00%

CITY OF HARDIN City Council Position 5 - Vote for none or one

Precinct		Jonathon Fajkus		Harvey Finley		Cast Votes		Undervotes		Overvotes		Absentee Voting Ballots Cast		Early Voting Ballots Cast		Election Day Voting Ballots Cast		Total Ballots Cast		Registered Voters		Turnout Percentage
3 - C HARDIN	28		65		93		9		0		3		72		27		102		473		21.56%	
Totals	28		65		93		9		0		3		72		27		102		473		21.56%	





Canvass Results Report

City School Election 2021

Run Time 12:12 PM
Run Date 05/05/2021

LIBERTY COUNTY, TEXAS

GENERAL ELECTION

5/1/2021


Page 18

Official Results

Registered Voters
1406 of 18802 = 7.48%
Precincts Reporting
29 of 29 = 100.00%

HARDIN INDEPENDENT SCHOOL DISTRICT TRUSTEE, PLACE 1 - Vote for none or one

Precinct	CODY PARRISH	Cast Votes	Undervotes	Overvotes	Absentee Voting Ballots Cast	Early Voting Ballots Cast	Election Day Voting Ballots Cast	Total Ballots Cast	Registered Voters	Turnout Percentage
3 - C. HARDIN	69	69	33	0	3	72	27	102	473	21.56%
1 - HARDIN ISD	10	10	0	0	0	8	2	10	766	1.31%
2 - HARDIN ISD	107	107	30	0	0	88	49	137	1,161	11.80%
3 - HARDIN ISD	140	140	67	0	2	133	72	207	2,027	10.21%
15 - HARDIN ISD	12	12	1	0	1	1	11	13	472	2.75%
17 - HARDIN ISD	4	4	0	0	1	2	1	4	23	17.39%
27 - HARDIN ISD	5	5	0	0	2	3	0	5	93	5.38%
Totals	347	347	131	0	9	307	162	478	5,015	9.53%



Canvass Results Report

City School Election2021

Run Time 12:12 PM
Run Date 05/05/2021

LIBERTY COUNTY, TEXAS

GENERAL ELECTION

5/1/2021
Page 19

Official Results

Registered Voters
1406 of 18802 = 7.48%
Precincts Reporting
29 of 29 = 100.00%

HARDIN INDEPENDENT SCHOOL DISTRICT TRUSTEE, PLACE 2 - Vote for none or one

Precinct	PATTY WILLIAMSON	ANGIE AMYX	Cast Votes	Undervotes	Overvotes	Absentee Voting Ballots Cast	Early Voting Ballots Cast	Election Day Voting Ballots Cast	Total Ballots Cast	Registered Voters	Turnout Percentage
3 - C. HARDIN	40	61	101	1	0	3	72	27	102	473	21.56%
1 - HARDIN ISD	0	10	10	0	0	0	8	2	10	766	1.31%
2 - HARDIN ISD	36	101	137	0	0	0	88	49	137	1,161	11.80%
3 - HARDIN ISD	88	119	207	0	0	2	133	72	207	2,027	10.21%
15 - HARDIN ISD	8	5	13	0	0	1	1	11	13	472	2.75%
17 - HARDIN ISD	3	1	4	0	0	1	2	1	4	23	17.39%
27 - HARDIN ISD	2	3	5	0	0	2	3	0	5	93	5.38%
Totals	177	300	477	1	0	9	307	162	478	5,015	9.53%

A handwritten signature in blue ink is written over a circular official seal. The seal contains the text 'COUNTY CLERK' and 'LIBERTY COUNTY TEXAS' around a central emblem.

Canvass Results Report

City School Election2021

Run Time 12:12 PM
Run Date 05/05/2021

LIBERTY COUNTY, TEXAS

GENERAL ELECTION

5/1/2021
Page 20

Official Results

Registered Voters
1406 of 18802 = 7.48%
Precincts Reporting
29 of 29 = 100.00%

CITY OF PLUM GROVE City Council, Position 1 - Vote for none or one

Precinct	Jennifer Coker	Debra Bell	Cast Votes	Undervotes	Overvotes	Absentee Voting Ballots Cast	Early Voting Ballots Cast	Election Day Voting Ballots Cast	Total Ballots Cast	Registered Voters	Turnout Percentage
23 - PLUM GROVE	40	60	100	1	0	4	41	54	99	378	26.19%
Totals	40	60	100	1	0	4	41	54	99	378	26.19%

A handwritten signature in blue ink is written over a circular official seal. The seal contains the text 'CITY OF PLUM GROVE' and 'LIBERTY COUNTY TEXAS' around a central star emblem.

Canvass Results Report

City School Election 2021

Run Time 12:12 PM
Run Date 05/05/2021

LIBERTY COUNTY, TEXAS

GENERAL ELECTION

5/1/2021
Page 21

Official Results

Registered Voters
1406 of 18802 = 7.48%
Precincts Reporting
29 of 29 = 100.00%

CITY OF PLUM GROVE City Council, Position 3 - Vote for none or one

Precinct	Myra Acosta	Jacob Clay	Cast Votes	Undervotes	Overvotes	Absentee Voting Ballots Cast	Early Voting Ballots Cast	Election Day Voting Ballots Cast	Total Ballots Cast	Registered Voters	Turnout Percentage
23 - PLUM GROVE	36	64	100	1	0	4	41	54	99	378	26.19%
Totals	36	64	100	1	0	4	41	54	99	378	26.19%

LIBERTY COUNTY, TEXAS

GENERAL ELECTION

5/1/2021
Page 22

Official Results
Registered Voters 1406 of 18802 = 7.48%
Precincts Reporting 29 of 29 = 100.00%

CITY OF PLUM GROVE City Council, Position 4 - Vote for none or one

Precinct	Calvin Padgett	Cast Votes	Undervotes	Overvotes	Absentee Voting Ballots Cast	Early Voting Ballots Cast	Election Day Voting Ballots Cast	Total Ballots Cast	Registered Voters	Turnout Percentage
23 - PLUM GROVE	74	74	27	0	4	41	54	99	378	26.19%
Totals	74	74	27	0	4	41	54	99	378	26.19%

A handwritten signature in blue ink is written over a circular official seal. The seal contains the text 'LIBERTY COUNTY TEXAS' around the perimeter. The signature is stylized and appears to be 'J. Padgett'.

Canvass Results Report

City School Election2021

Run Time 12:12 PM
Run Date 05/05/2021

LIBERTY COUNTY, TEXAS

GENERAL ELECTION

5/1/2021

Page 23

Official Results

Registered Voters
1406 of 18802 = 7.48%

Precincts Reporting
29 of 29 = 100.00%

CITY OF PLUM GROVE City Council, Position 5 - Vote for none or one

Precinct	Diana Chunn	Cast Votes	Undervotes	Overvotes	Absentee Voting Ballots Cast	Early Voting Ballots Cast	Election Day Voting Ballots Cast	Total Ballots Cast	Registered Voters	Turnout Percentage
23 - PLUM GROVE	66	66	35	0	4	41	54	99	378	26.19%
Totals	66	66	35	0	4	41	54	99	378	26.19%

A handwritten signature in blue ink is written over a circular official seal. The seal contains the text 'LIBERTY COUNTY TEXAS' and '2020'.

Canvass Results Report

City School Election2021

Run Time 12:12 PM
Run Date 05/05/2021

LIBERTY COUNTY, TEXAS

GENERAL ELECTION

5/1/2021
Page 24

Official Results

Registered Voters
1406 of 18802 = 7.48%
Precincts Reporting
29 of 29 = 100.00%

*** End of report ***



