

Summary Results Report
General And Special Election
November 8, 2022

All Races Results FINAL
Combined Accumulated Totals
COLLIN COUNTY

Statistics

	TOTAL	Election Day	Early Voting	Ballot By Mail	Provisional Ballots	Limited Ballots
Registered Voters - Total	696,712					
Ballots Cast - Total	366,168	99,502	253,049	12,564	448	605
Voter Turnout - Total	52.56%					

Summary Results Report
 General And Special Election
 November 8, 2022

All Races Results FINAL
 Combined Accumulated Totals
 COLLIN COUNTY

U. S. Representative District 3

Vote For 1

	TOTAL	VOTE %		Election Day	Early Voting	Ballot By Mail	Provisional Ballots	Limited Ballots
REP Keith Self	143,623	58.68%		39,472	99,997	3,984	166	4
DEM Sandeep Srivastava	94,725	38.70%		23,257	67,639	3,718	111	0
LIB Christopher Claytor	6,400	2.61%		2,319	3,945	132	3	1
Total Votes Cast	244,748	100.00%		65,048	171,581	7,834	280	5
Overvotes	1			0	0	1	0	0
Undervotes	4,304			1,460	2,651	187	5	1
Contest Totals	249,053			66,508	174,232	8,022	285	6

U. S. Representative, District 4

Vote For 1

	TOTAL	VOTE %		Election Day	Early Voting	Ballot By Mail	Provisional Ballots	Limited Ballots
REP Pat Fallon	48,404	51.22%		13,628	33,038	1,665	64	9
DEM Iro Omere	43,748	46.29%		11,101	30,586	1,992	62	7
LIB John Simmons	2,347	2.48%		910	1,387	48	2	0
Total Votes Cast	94,499	100.00%		25,639	65,011	3,705	128	16
Overvotes	1			0	0	1	0	0
Undervotes	1,980			614	1,223	131	5	7
Contest Totals	96,480			26,253	66,234	3,837	133	23

U. S. Representative, District 32

Vote For 1

	TOTAL	VOTE %		Election Day	Early Voting	Ballot By Mail	Provisional Ballots	Limited Ballots
REP Antonio Swad	8,225	41.79%		2,797	5,161	258	7	2
DEM Colin Allred	11,459	58.21%		3,757	7,234	440	22	6
Total Votes Cast	19,684	100.00%		6,554	12,395	698	29	8
Overvotes	0			0	0	0	0	0
Undervotes	383			187	188	7	1	0
Contest Totals	20,067			6,741	12,583	705	30	8

Governor

Vote For 1

	TOTAL	VOTE %		Election Day	Early Voting	Ballot By Mail	Provisional Ballots	Limited Ballots
REP Greg Abbott	198,236	54.31%		54,783	137,106	5,872	235	240
DEM Beto O'Rourke	161,737	44.31%		42,366	112,336	6,475	203	357
LIB Mark Tippetts	3,875	1.06%		1,519	2,228	117	4	7
GRN Delilah Barrios	838	0.23%		355	469	11	2	1
Write-In Totals	290	0.08%		121	155	14	0	0
Total Votes Cast	364,976	100.00%		99,144	252,294	12,489	444	605
Overvotes	1			0	0	1	0	0
Undervotes	1,191			358	755	74	4	0
Contest Totals	366,168			99,502	253,049	12,564	448	605

Summary Results Report
 General And Special Election
 November 8, 2022

All Races Results FINAL
 Combined Accumulated Totals
 COLLIN COUNTY

Lieutenant Governor

Vote For 1

	TOTAL	VOTE %		Election Day	Early Voting	Ballot By Mail	Provisional Ballots	Limited Ballots
REP Dan Patrick	191,427	52.97%		53,500	131,934	5,537	223	233
DEM Mike Collier	160,919	44.53%		40,673	112,967	6,738	205	336
LIB Shanna Steele	9,058	2.51%		3,464	5,398	156	13	27
Total Votes Cast	361,404	100.00%		97,637	250,299	12,431	441	596
Overvotes	0			0	0	0	0	0
Undervotes	4,764			1,865	2,750	133	7	9
Contest Totals	366,168			99,502	253,049	12,564	448	605

Attorney General

Vote For 1

	TOTAL	VOTE %		Election Day	Early Voting	Ballot By Mail	Provisional Ballots	Limited Ballots
REP Ken Paxton	187,860	52.27%		53,159	129,011	5,232	224	234
DEM Rochelle Mercedes Garza	158,832	44.20%		40,138	111,479	6,671	199	345
LIB Mark Ash	12,692	3.53%		3,935	8,387	340	13	17
Total Votes Cast	359,384	100.00%		97,232	248,877	12,243	436	596
Overvotes	0			0	0	0	0	0
Undervotes	6,784			2,270	4,172	321	12	9
Contest Totals	366,168			99,502	253,049	12,564	448	605

Comptroller of Public Accounts

Vote For 1

	TOTAL	VOTE %		Election Day	Early Voting	Ballot By Mail	Provisional Ballots	Limited Ballots
REP Glenn Hegar	204,865	57.28%		56,694	141,568	6,119	239	245
DEM Janet T. Dudding	145,368	40.64%		36,536	102,274	6,040	185	333
LIB V. Alonzo Echevarria-Garza	7,423	2.08%		2,993	4,309	97	11	13
Total Votes Cast	357,656	100.00%		96,223	248,151	12,256	435	591
Overvotes	0			0	0	0	0	0
Undervotes	8,512			3,279	4,898	308	13	14
Contest Totals	366,168			99,502	253,049	12,564	448	605

Commissioner of the General Land Office

Vote For 1

	TOTAL	VOTE %		Election Day	Early Voting	Ballot By Mail	Provisional Ballots	Limited Ballots
REP Dawn Buckingham	202,839	56.89%		56,870	139,634	5,853	232	250
DEM Jay Kleberg	149,156	41.84%		37,332	105,072	6,233	194	325
GRN Alfred Molison, Jr	4,333	1.22%		1,633	2,600	81	5	14
Write-In Totals	197	0.06%		70	108	18	0	1
Total Votes Cast	356,525	100.00%		95,905	247,414	12,185	431	590
Overvotes	2			0	0	2	0	0
Undervotes	9,641			3,597	5,635	377	17	15
Contest Totals	366,168			99,502	253,049	12,564	448	605

Summary Results Report
 General And Special Election
 November 8, 2022

All Races Results FINAL
 Combined Accumulated Totals
 COLLIN COUNTY

Commissioner of Agriculture

Vote For 1

	TOTAL	VOTE %		Election Day	Early Voting	Ballot By Mail	Provisional Ballots	Limited Ballots
REP Sid Miller	202,288	56.82%		56,732	139,308	5,764	234	250
DEM Susan Hays	153,734	43.18%		38,934	107,862	6,399	198	341
Total Votes Cast	356,022	100.00%		95,666	247,170	12,163	432	591
Overvotes	0			0	0	0	0	0
Undervotes	10,146			3,836	5,879	401	16	14
Contest Totals	366,168			99,502	253,049	12,564	448	605

Railroad Commissioner

Vote For 1

	TOTAL	VOTE %		Election Day	Early Voting	Ballot By Mail	Provisional Ballots	Limited Ballots
REP Wayne Christian	198,607	55.73%		55,235	137,149	5,754	229	240
DEM Luke Warford	145,288	40.77%		35,822	102,799	6,159	187	321
LIB Jaime Andres Diez	9,101	2.55%		3,508	5,413	148	12	20
GRN Hunter Wayne Crow	3,366	0.94%		1,240	2,031	83	4	8
Total Votes Cast	356,362	100.00%		95,805	247,392	12,144	432	589
Overvotes	1			0	0	1	0	0
Undervotes	9,805			3,697	5,657	419	16	16
Contest Totals	366,168			99,502	253,049	12,564	448	605

Justice, Supreme Court, Place 3

Vote For 1

	TOTAL	VOTE %		Election Day	Early Voting	Ballot By Mail	Provisional Ballots	Limited Ballots
REP Debra Lehrmann	200,839	56.35%		55,415	138,926	6,023	232	243
DEM Erin A. Nowell	148,824	41.76%		37,938	104,329	6,032	186	339
LIB Thomas Edward Oxford	6,750	1.89%		2,717	3,908	107	9	9
Total Votes Cast	356,413	100.00%		96,070	247,163	12,162	427	591
Overvotes	2			0	0	2	0	0
Undervotes	9,753			3,432	5,886	400	21	14
Contest Totals	366,168			99,502	253,049	12,564	448	605

Justice, Supreme Court, Place 5

Vote For 1

	TOTAL	VOTE %		Election Day	Early Voting	Ballot By Mail	Provisional Ballots	Limited Ballots
REP Rebeca Huddle	203,563	57.33%		56,613	140,410	6,063	234	243
DEM Amanda Reichel	151,496	42.67%		38,999	105,988	5,970	191	348
Total Votes Cast	355,059	100.00%		95,612	246,398	12,033	425	591
Overvotes	2			0	0	2	0	0
Undervotes	11,107			3,890	6,651	529	23	14
Contest Totals	366,168			99,502	253,049	12,564	448	605

Summary Results Report
General And Special Election
November 8, 2022

All Races Results FINAL
Combined Accumulated Totals
COLLIN COUNTY

Justice, Supreme Court, Place 9

Vote For 1

	TOTAL	VOTE %		Election Day	Early Voting	Ballot By Mail	Provisional Ballots	Limited Ballots
REP Evan Young	201,917	56.90%		55,998	139,386	6,057	234	242
DEM Julia Maldonado	152,940	43.10%		39,531	106,799	6,064	197	349
Total Votes Cast	354,857	100.00%		95,529	246,185	12,121	431	591
Overvotes	1			0	0	1	0	0
Undervotes	11,310			3,973	6,864	442	17	14
Contest Totals	366,168			99,502	253,049	12,564	448	605

Judge, Court of Criminal Appeals, Place 5

Vote For 1

	TOTAL	VOTE %		Election Day	Early Voting	Ballot By Mail	Provisional Ballots	Limited Ballots
REP Scott Walker	201,314	56.89%		56,031	138,881	5,930	231	241
DEM Dana Huffman	152,565	43.11%		39,178	106,686	6,157	197	347
Total Votes Cast	353,879	100.00%		95,209	245,567	12,087	428	588
Overvotes	1			0	0	1	0	0
Undervotes	12,288			4,293	7,482	476	20	17
Contest Totals	366,168			99,502	253,049	12,564	448	605

Judge, Court of Criminal Appeals, Place 6

Vote For 1

	TOTAL	VOTE %		Election Day	Early Voting	Ballot By Mail	Provisional Ballots	Limited Ballots
REP Jesse F. McClure, III	202,320	57.31%		56,352	139,569	5,918	234	247
DEM Robert Johnson	150,695	42.69%		38,618	105,487	6,056	191	343
Total Votes Cast	353,015	100.00%		94,970	245,056	11,974	425	590
Overvotes	0			0	0	0	0	0
Undervotes	13,153			4,532	7,993	590	23	15
Contest Totals	366,168			99,502	253,049	12,564	448	605

Member, State Board of Education, District 12 CCD

Vote For 1

	TOTAL	VOTE %		Election Day	Early Voting	Ballot By Mail	Provisional Ballots	Limited Ballots
REP Pam Little	197,496	55.78%		54,605	136,696	5,963	232	0
DEM Alex Cornwallis	145,921	41.21%		36,914	102,865	5,952	189	1
LIB Christy Mowrey	10,485	2.96%		3,891	6,382	203	9	0
Write-In Totals	176	0.05%		61	99	15	1	0
Total Votes Cast	354,078	100.00%		95,471	246,042	12,133	431	1
Overvotes	3			0	0	3	0	0
Undervotes	11,479			4,030	7,007	425	17	0
Contest Totals	365,560			99,501	253,049	12,561	448	1

Summary Results Report
 General And Special Election
 November 8, 2022

All Races Results FINAL
 Combined Accumulated Totals
 COLLIN COUNTY

State Senator, District 2

Vote For 1

	TOTAL	VOTE %		Election Day	Early Voting	Ballot By Mail	Provisional Ballots	Limited Ballots
REP Bob Hall	13,266	47.22%		3,482	9,118	649	17	0
DEM Prince S. Giadolor	14,826	52.78%		3,805	10,157	843	19	2
Total Votes Cast	28,092	100.00%		7,287	19,275	1,492	36	2
Overvotes	0			0	0	0	0	0
Undervotes	1,183			424	666	89	4	0
Contest Totals	29,275			7,711	19,941	1,581	40	2

State Senator, District 8

Vote For 1

	TOTAL	VOTE %		Election Day	Early Voting	Ballot By Mail	Provisional Ballots	Limited Ballots
REP Angela Paxton	160,647	55.24%		45,040	110,972	4,434	196	5
DEM Jonathan Cocks	121,695	41.85%		29,596	86,831	5,116	147	5
LIB Edward Kless	8,460	2.91%		2,781	5,461	208	10	0
Total Votes Cast	290,802	100.00%		77,417	203,264	9,758	353	10
Overvotes	1			0	0	1	0	0
Undervotes	8,863			2,953	5,571	314	16	9
Contest Totals	299,666			80,370	208,835	10,073	369	19

State Representative, District 33

Vote For 1

	TOTAL	VOTE %		Election Day	Early Voting	Ballot By Mail	Provisional Ballots	Limited Ballots
REP Justin Holland	13,003	51.72%		4,015	8,592	385	11	0
DEM Graeson Lynskey	12,136	48.28%		3,490	8,202	426	16	2
Total Votes Cast	25,139	100.00%		7,505	16,794	811	27	2
Overvotes	0			0	0	0	0	0
Undervotes	1,023			373	607	42	1	0
Contest Totals	26,162			7,878	17,401	853	28	2

State Representative, District 61

Vote For 1

	TOTAL	VOTE %		Election Day	Early Voting	Ballot By Mail	Provisional Ballots	Limited Ballots
REP Frederick Frazier	40,073	58.26%		11,422	27,535	1,078	38	0
DEM Sheena King	28,709	41.74%		7,566	20,200	920	23	0
Total Votes Cast	68,782	100.00%		18,988	47,735	1,998	61	0
Overvotes	0			0	0	0	0	0
Undervotes	2,065			697	1,328	36	4	0
Contest Totals	70,847			19,685	49,063	2,034	65	0

Summary Results Report
 General And Special Election
 November 8, 2022

All Races Results FINAL
 Combined Accumulated Totals
 COLLIN COUNTY

State Representative, District 66

Vote For 1

	TOTAL	VOTE %		Election Day	Early Voting	Ballot By Mail	Provisional Ballots	Limited Ballots
REP Matt Shaheen	42,795	60.42%		11,342	30,312	1,100	41	0
DEM Jesse Ringness	28,039	39.58%		6,826	19,993	1,182	38	0
Total Votes Cast	70,834	100.00%		18,168	50,305	2,282	79	0
Overvotes	0			0	0	0	0	0
Undervotes	2,183			756	1,356	65	6	0
Contest Totals	73,017			18,924	51,661	2,347	85	0

State Representative, District 67

Vote For 1

	TOTAL	VOTE %		Election Day	Early Voting	Ballot By Mail	Provisional Ballots	Limited Ballots
REP Jeff Leach	38,828	59.20%		11,304	26,328	1,156	40	0
DEM Kevin Morris	26,760	40.80%		7,079	18,592	1,063	26	0
Total Votes Cast	65,588	100.00%		18,383	44,920	2,219	66	0
Overvotes	0			0	0	0	0	0
Undervotes	1,983			766	1,152	61	4	0
Contest Totals	67,571			19,149	46,072	2,280	70	0

State Representative, District 70

Vote For 1

	TOTAL	VOTE %		Election Day	Early Voting	Ballot By Mail	Provisional Ballots	Limited Ballots
REP Jamee Jolly	28,801	49.27%		6,882	20,484	1,397	38	0
DEM Mihaela Elizabeth Plesa	29,660	50.73%		6,814	21,206	1,589	50	1
Total Votes Cast	58,461	100.00%		13,696	41,690	2,986	88	1
Overvotes	0			0	0	0	0	0
Undervotes	1,942			665	1,178	95	4	0
Contest Totals	60,403			14,361	42,868	3,081	92	1

Justice, 5th Court of Appeals District, Place 4

Vote For 1

	TOTAL	VOTE %		Election Day	Early Voting	Ballot By Mail	Provisional Ballots	Limited Ballots
REP Emily A. Miskel	202,066	57.46%		56,315	139,557	5,887	234	73
DEM Maricela Moore	149,585	42.54%		38,359	104,919	6,006	190	111
Total Votes Cast	351,651	100.00%		94,674	244,476	11,893	424	184
Overvotes	1			0	0	1	0	0
Undervotes	14,096			4,827	8,573	667	24	5
Contest Totals	365,748			99,501	253,049	12,561	448	189

Summary Results Report
 General And Special Election
 November 8, 2022

All Races Results FINAL
 Combined Accumulated Totals
 COLLIN COUNTY

Justice, 5th Court of Appeals District, Place 7

Vote For 1

	TOTAL	VOTE %		Election Day	Early Voting	Ballot By Mail	Provisional Ballots	Limited Ballots
REP Kristina Williams	200,289	56.96%		55,810	138,416	5,760	231	72
DEM Nancy Kennedy	151,343	43.04%		38,785	106,139	6,116	190	113
Total Votes Cast	351,632	100.00%		94,595	244,555	11,876	421	185
Overvotes	1			0	0	1	0	0
Undervotes	14,115			4,906	8,494	684	27	4
Contest Totals	365,748			99,501	253,049	12,561	448	189

County Judge CCD

Vote For 1

	TOTAL	VOTE %		Election Day	Early Voting	Ballot By Mail	Provisional Ballots	Limited Ballots
REP Chris Hill	201,969	57.03%		56,490	139,367	5,880	232	0
DEM Joshua Murray	152,154	42.97%		38,987	106,865	6,107	194	1
Total Votes Cast	354,123	100.00%		95,477	246,232	11,987	426	1
Overvotes	1			0	0	1	0	0
Undervotes	11,436			4,024	6,817	573	22	0
Contest Totals	365,560			99,501	253,049	12,561	448	1

District Clerk CCD

Vote For 1

	TOTAL	VOTE %		Election Day	Early Voting	Ballot By Mail	Provisional Ballots	Limited Ballots
REP Mike Gould	203,202	57.79%		56,863	140,200	5,901	238	0
DEM David Brignac	148,408	42.21%		37,813	104,459	5,952	183	1
Total Votes Cast	351,610	100.00%		94,676	244,659	11,853	421	1
Overvotes	0			0	0	0	0	0
Undervotes	13,950			4,825	8,390	708	27	0
Contest Totals	365,560			99,501	253,049	12,561	448	1

County Commissioner, Precinct 4

Vote For 1

	TOTAL	VOTE %		Election Day	Early Voting	Ballot By Mail	Provisional Ballots	Limited Ballots
REP Duncan Webb	51,336	53.19%		12,118	37,106	2,054	58	0
DEM Jeffrey Williams	45,177	46.81%		10,123	32,735	2,265	54	0
Total Votes Cast	96,513	100.00%		22,241	69,841	4,319	112	0
Overvotes	0			0	0	0	0	0
Undervotes	4,021			1,265	2,412	336	8	0
Contest Totals	100,534			23,506	72,253	4,655	120	0

Summary Results Report
 General And Special Election
 November 8, 2022

All Races Results FINAL
 Combined Accumulated Totals
 COLLIN COUNTY

Justice of the Peace, Precinct 2

Vote For 1

	TOTAL	VOTE %		Election Day	Early Voting	Ballot By Mail	Provisional Ballots	Limited Ballots
REP Ellen Skinner	25,184	63.55%		8,285	16,302	559	38	0
DEM Jennifer McKenzie	14,444	36.45%		4,286	9,638	493	27	0
Total Votes Cast	39,628	100.00%		12,571	25,940	1,052	65	0
Overvotes	0			0	0	0	0	0
Undervotes	1,588			570	956	59	3	0
Contest Totals	41,216			13,141	26,896	1,111	68	0

Justice of the Peace, Precinct 3

Vote For 1

	TOTAL	VOTE %		Election Day	Early Voting	Ballot By Mail	Provisional Ballots	Limited Ballots
REP Mike Missildine	67,380	53.39%		17,727	47,180	2,390	83	0
DEM Irvin Lynn Barrett	58,824	46.61%		14,568	41,575	2,598	83	0
Total Votes Cast	126,204	100.00%		32,295	88,755	4,988	166	0
Overvotes	0			0	0	0	0	0
Undervotes	5,722			1,931	3,389	392	10	0
Contest Totals	131,926			34,226	92,144	5,380	176	0

Justice of the Peace, Precinct 4

Vote For 1

	TOTAL	VOTE %		Election Day	Early Voting	Ballot By Mail	Provisional Ballots	Limited Ballots
REP Vincent Venegoni	70,559	58.20%		19,431	49,266	1,783	79	0
DEM Adam Kern	50,682	41.80%		12,915	35,827	1,881	58	1
Total Votes Cast	121,241	100.00%		32,346	85,093	3,664	137	1
Overvotes	0			0	0	0	0	0
Undervotes	4,891			1,642	3,016	222	11	0
Contest Totals	126,132			33,988	88,109	3,886	148	1

Carrollton, City of - Proposition A

Vote For 1

	TOTAL	VOTE %		Election Day	Early Voting	Ballot By Mail	Provisional Ballots	Limited Ballots
For	119	88.15%		32	82	5	0	0
Against	16	11.85%		4	9	2	1	0
Total Votes Cast	135	100.00%		36	91	7	1	0
Overvotes	0			0	0	0	0	0
Undervotes	11			6	5	0	0	0
Contest Totals	146			42	96	7	1	0

Summary Results Report
 General And Special Election
 November 8, 2022

All Races Results FINAL
 Combined Accumulated Totals
 COLLIN COUNTY

Carrollton, City of - Proposition B

Vote For 1

	TOTAL	VOTE %		Election Day	Early Voting	Ballot By Mail	Provisional Ballots	Limited Ballots
For	91	70.00%		28	58	5	0	0
Against	39	30.00%		7	29	2	1	0
Total Votes Cast	130	100.00%		35	87	7	1	0
Overvotes	0			0	0	0	0	0
Undervotes	16			7	9	0	0	0
Contest Totals	146			42	96	7	1	0

Carrollton, City of - Proposition C

Vote For 1

	TOTAL	VOTE %		Election Day	Early Voting	Ballot By Mail	Provisional Ballots	Limited Ballots
For	108	81.20%		27	75	6	0	0
Against	25	18.80%		10	13	1	1	0
Total Votes Cast	133	100.00%		37	88	7	1	0
Overvotes	0			0	0	0	0	0
Undervotes	13			5	8	0	0	0
Contest Totals	146			42	96	7	1	0

Carrollton, City of - Proposition D

Vote For 1

	TOTAL	VOTE %		Election Day	Early Voting	Ballot By Mail	Provisional Ballots	Limited Ballots
For	111	81.62%		32	75	4	0	0
Against	25	18.38%		5	16	3	1	0
Total Votes Cast	136	100.00%		37	91	7	1	0
Overvotes	0			0	0	0	0	0
Undervotes	10			5	5	0	0	0
Contest Totals	146			42	96	7	1	0

Carrollton, City of - Proposition E

Vote For 1

	TOTAL	VOTE %		Election Day	Early Voting	Ballot By Mail	Provisional Ballots	Limited Ballots
For	107	80.45%		30	71	6	0	0
Against	26	19.55%		7	17	1	1	0
Total Votes Cast	133	100.00%		37	88	7	1	0
Overvotes	0			0	0	0	0	0
Undervotes	13			5	8	0	0	0
Contest Totals	146			42	96	7	1	0

Summary Results Report
 General And Special Election
 November 8, 2022

All Races Results FINAL
 Combined Accumulated Totals
 COLLIN COUNTY

Celina, City of - Local Option Election

Vote For 1

	TOTAL	VOTE %		Election Day	Early Voting	Ballot By Mail	Provisional Ballots	Limited Ballots
For	5,313	75.60%		1,749	3,465	88	11	0
Against	1,715	24.40%		479	1,188	46	2	0
Total Votes Cast	7,028	100.00%		2,228	4,653	134	13	0
Overvotes	0			0	0	0	0	0
Undervotes	170			57	110	3	0	0
Contest Totals	7,198			2,285	4,763	137	13	0

Dallas, City of - Proposition A

Vote For 1

	TOTAL	VOTE %		Election Day	Early Voting	Ballot By Mail	Provisional Ballots	Limited Ballots
For	9,537	64.42%		1,889	6,910	726	11	1
Against	5,267	35.58%		1,288	3,739	233	7	0
Total Votes Cast	14,804	100.00%		3,177	10,649	959	18	1
Overvotes	0			0	0	0	0	0
Undervotes	1,280			321	809	149	1	0
Contest Totals	16,084			3,498	11,458	1,108	19	1

Lavon, City of - Council, Place 5

Vote For 1

	TOTAL	VOTE %		Election Day	Early Voting	Ballot By Mail	Provisional Ballots	Limited Ballots
Lindsey Hedge	581	49.74%		231	344	5	1	0
Tracy Filo	358	30.65%		129	226	3	0	0
Lindsay Tarrant	229	19.61%		88	138	3	0	0
Total Votes Cast	1,168	100.00%		448	708	11	1	0
Overvotes	0			0	0	0	0	0
Undervotes	746			290	443	12	1	0
Contest Totals	1,914			738	1,151	23	2	0

Lavon, City of - Home Rule Charter

Vote For 1





	TOTAL	VOTE %		Election Day	Early Voting	Ballot By Mail	Provisional Ballots	Limited Ballots
For	1,020	71.88%		351	652	16	1	0
Against	399	28.12%		163	233	3	0	0
Total Votes Cast	1,419	100.00%		514	885	19	1	0
Overvotes	0			0	0	0	0	0
Undervotes	495			224	266	4	1	0
Contest Totals	1,914			738	1,151	23	2	0

Summary Results Report
 General And Special Election
 November 8, 2022

All Races Results FINAL
 Combined Accumulated Totals
 COLLIN COUNTY




Lowry Crossing, City of - Ward 3

Vote For 2

	TOTAL	VOTE %		Election Day	Early Voting	Ballot By Mail	Provisional Ballots	Limited Ballots
Eusebio (Joe) Trujillo III	150	38.07%		59	88	3	0	0
Cindy Cash	129	32.74%		40	84	5	0	0
David K. Setzer	115	29.19%		43	70	2	0	0
Total Votes Cast	394	100.00%		142	242	10	0	0
Overvotes	0			0	0	0	0	0
Undervotes	264			110	144	10	0	0
Contest Totals	658			252	386	20	0	0




McKinney, City of - Local Option Election

Vote For 1

	TOTAL	VOTE %		Election Day	Early Voting	Ballot By Mail	Provisional Ballots	Limited Ballots
For	45,238	74.02%		11,441	32,274	1,487	36	0
Against	15,879	25.98%		4,463	10,867	534	15	0
Total Votes Cast	61,117	100.00%		15,904	43,141	2,021	51	0
Overvotes	1			0	0	1	0	0
Undervotes	2,928			896	1,878	151	3	0
Contest Totals	64,046			16,800	45,019	2,173	54	0




Murphy, City of - Proposition A

Vote For 1

	TOTAL	VOTE %		Election Day	Early Voting	Ballot By Mail	Provisional Ballots	Limited Ballots
For	6,308	89.88%		1,630	4,532	141	5	0
Against	710	10.12%		201	496	13	0	0
Total Votes Cast	7,018	100.00%		1,831	5,028	154	5	0
Overvotes	0			0	0	0	0	0
Undervotes	722			248	448	25	1	0
Contest Totals	7,740			2,079	5,476	179	6	0

Murphy, City of - Proposition B

Vote For 1

	TOTAL	VOTE %		Election Day	Early Voting	Ballot By Mail	Provisional Ballots	Limited Ballots
For	3,690	53.73%		845	2,751	91	3	0
Against	3,178	46.27%		931	2,188	57	2	0
Total Votes Cast	6,868	100.00%		1,776	4,939	148	5	0
Overvotes	0			0	0	0	0	0
Undervotes	872			303	537	31	1	0
Contest Totals	7,740			2,079	5,476	179	6	0

Summary Results Report
 General And Special Election
 November 8, 2022

All Races Results FINAL
 Combined Accumulated Totals
 COLLIN COUNTY

Murphy, City of - Proposition C

Vote For 1

	TOTAL	VOTE %		Election Day	Early Voting	Ballot By Mail	Provisional Ballots	Limited Ballots
For	5,240	79.50%		1,315	3,803	120	2	0
Against	1,351	20.50%		377	945	26	3	0
Total Votes Cast	6,591	100.00%		1,692	4,748	146	5	0
Overvotes	0			0	0	0	0	0
Undervotes	1,149			387	728	33	1	0
Contest Totals	7,740			2,079	5,476	179	6	0

Murphy, City of - Proposition D

Vote For 1

	TOTAL	VOTE %		Election Day	Early Voting	Ballot By Mail	Provisional Ballots	Limited Ballots
For	4,808	74.93%		1,253	3,452	99	4	0
Against	1,609	25.07%		407	1,160	41	1	0
Total Votes Cast	6,417	100.00%		1,660	4,612	140	5	0
Overvotes	0			0	0	0	0	0
Undervotes	1,323			419	864	39	1	0
Contest Totals	7,740			2,079	5,476	179	6	0

Murphy, City of - Proposition E

Vote For 1

	TOTAL	VOTE %		Election Day	Early Voting	Ballot By Mail	Provisional Ballots	Limited Ballots
For	5,656	85.66%		1,454	4,064	133	5	0
Against	947	14.34%		241	693	13	0	0
Total Votes Cast	6,603	100.00%		1,695	4,757	146	5	0
Overvotes	0			0	0	0	0	0
Undervotes	1,137			384	719	33	1	0
Contest Totals	7,740			2,079	5,476	179	6	0

Murphy, City of - Proposition F

Vote For 1

	TOTAL	VOTE %		Election Day	Early Voting	Ballot By Mail	Provisional Ballots	Limited Ballots
For	6,256	94.46%		1,588	4,519	144	5	0
Against	367	5.54%		116	247	4	0	0
Total Votes Cast	6,623	100.00%		1,704	4,766	148	5	0
Overvotes	0			0	0	0	0	0
Undervotes	1,117			375	710	31	1	0
Contest Totals	7,740			2,079	5,476	179	6	0

Summary Results Report
 General And Special Election
 November 8, 2022

All Races Results FINAL
 Combined Accumulated Totals
 COLLIN COUNTY

Murphy, City of - Proposition G

Vote For 1

	TOTAL	VOTE %		Election Day	Early Voting	Ballot By Mail	Provisional Ballots	Limited Ballots
For	4,908	76.33%		1,212	3,581	110	5	0
Against	1,522	23.67%		437	1,054	31	0	0
Total Votes Cast	6,430	100.00%		1,649	4,635	141	5	0
Overvotes	0			0	0	0	0	0
Undervotes	1,310			430	841	38	1	0
Contest Totals	7,740			2,079	5,476	179	6	0

Murphy, City of - Proposition H

Vote For 1

	TOTAL	VOTE %		Election Day	Early Voting	Ballot By Mail	Provisional Ballots	Limited Ballots
For	4,480	74.59%		1,153	3,228	96	3	0
Against	1,526	25.41%		393	1,092	40	1	0
Total Votes Cast	6,006	100.00%		1,546	4,320	136	4	0
Overvotes	0			0	0	0	0	0
Undervotes	1,734			533	1,156	43	2	0
Contest Totals	7,740			2,079	5,476	179	6	0

Murphy, City of - Proposition I

Vote For 1

	TOTAL	VOTE %		Election Day	Early Voting	Ballot By Mail	Provisional Ballots	Limited Ballots
For	5,999	93.07%		1,520	4,341	133	5	0
Against	447	6.93%		127	311	9	0	0
Total Votes Cast	6,446	100.00%		1,647	4,652	142	5	0
Overvotes	0			0	0	0	0	0
Undervotes	1,294			432	824	37	1	0
Contest Totals	7,740			2,079	5,476	179	6	0

Murphy, City of - Proposition J

Vote For 1

	TOTAL	VOTE %		Election Day	Early Voting	Ballot By Mail	Provisional Ballots	Limited Ballots
For	5,863	92.37%		1,458	4,271	130	4	0
Against	484	7.63%		154	318	12	0	0
Total Votes Cast	6,347	100.00%		1,612	4,589	142	4	0
Overvotes	1			0	0	1	0	0
Undervotes	1,392			467	887	36	2	0
Contest Totals	7,740			2,079	5,476	179	6	0

Summary Results Report
 General And Special Election
 November 8, 2022

All Races Results FINAL
 Combined Accumulated Totals
 COLLIN COUNTY

Murphy, City of - Proposition K

Vote For 1

	TOTAL	VOTE %		Election Day	Early Voting	Ballot By Mail	Provisional Ballots	Limited Ballots
For	5,158	81.99%		1,296	3,743	115	4	0
Against	1,133	18.01%		304	800	28	1	0
Total Votes Cast	6,291	100.00%		1,600	4,543	143	5	0
Overvotes	0			0	0	0	0	0
Undervotes	1,449			479	933	36	1	0
Contest Totals	7,740			2,079	5,476	179	6	0

Murphy, City of - Proposition L

Vote For 1

	TOTAL	VOTE %		Election Day	Early Voting	Ballot By Mail	Provisional Ballots	Limited Ballots
For	5,545	89.94%		1,394	4,024	122	5	0
Against	620	10.06%		185	423	12	0	0
Total Votes Cast	6,165	100.00%		1,579	4,447	134	5	0
Overvotes	0			0	0	0	0	0
Undervotes	1,575			500	1,029	45	1	0
Contest Totals	7,740			2,079	5,476	179	6	0

Murphy, City of - Proposition M

Vote For 1

	TOTAL	VOTE %		Election Day	Early Voting	Ballot By Mail	Provisional Ballots	Limited Ballots
For	5,242	83.14%		1,347	3,770	120	5	0
Against	1,063	16.86%		257	782	24	0	0
Total Votes Cast	6,305	100.00%		1,604	4,552	144	5	0
Overvotes	0			0	0	0	0	0
Undervotes	1,435			475	924	35	1	0
Contest Totals	7,740			2,079	5,476	179	6	0

Murphy, City of - Proposition N

Vote For 1

	TOTAL	VOTE %		Election Day	Early Voting	Ballot By Mail	Provisional Ballots	Limited Ballots
For	4,398	72.44%		1,147	3,148	99	4	0
Against	1,673	27.56%		413	1,221	39	0	0
Total Votes Cast	6,071	100.00%		1,560	4,369	138	4	0
Overvotes	0			0	0	0	0	0
Undervotes	1,669			519	1,107	41	2	0
Contest Totals	7,740			2,079	5,476	179	6	0

Summary Results Report
 General And Special Election
 November 8, 2022

All Races Results FINAL
 Combined Accumulated Totals
 COLLIN COUNTY

Murphy, City of - Proposition O

Vote For 1

	TOTAL	VOTE %		Election Day	Early Voting	Ballot By Mail	Provisional Ballots	Limited Ballots
For	5,754	91.13%		1,440	4,171	138	5	0
Against	560	8.87%		171	384	5	0	0
Total Votes Cast	6,314	100.00%		1,611	4,555	143	5	0
Overvotes	0			0	0	0	0	0
Undervotes	1,426			468	921	36	1	0
Contest Totals	7,740			2,079	5,476	179	6	0

Princeton, City of - Home-Rule Charter

Vote For 1

	TOTAL	VOTE %		Election Day	Early Voting	Ballot By Mail	Provisional Ballots	Limited Ballots
For	2,266	55.74%		864	1,345	52	5	0
Against	1,799	44.26%		659	1,106	25	9	0
Total Votes Cast	4,065	100.00%		1,523	2,451	77	14	0
Overvotes	0			0	0	0	0	0
Undervotes	741			307	418	13	3	0
Contest Totals	4,806			1,830	2,869	90	17	0

Sachse, City of - Proposition A

Vote For 1

	TOTAL	VOTE %		Election Day	Early Voting	Ballot By Mail	Provisional Ballots	Limited Ballots
For	2,597	91.70%		695	1,833	66	3	0
Against	235	8.30%		85	143	7	0	0
Total Votes Cast	2,832	100.00%		780	1,976	73	3	0
Overvotes	0			0	0	0	0	0
Undervotes	592			187	383	22	0	0
Contest Totals	3,424			967	2,359	95	3	0

Sachse, City of - Proposition B

Vote For 1




	TOTAL	VOTE %		Election Day	Early Voting	Ballot By Mail	Provisional Ballots	Limited Ballots
For	2,366	88.18%		631	1,673	60	2	0
Against	317	11.82%		105	199	13	0	0
Total Votes Cast	2,683	100.00%		736	1,872	73	2	0
Overvotes	0			0	0	0	0	0
Undervotes	741			231	487	22	1	0
Contest Totals	3,424			967	2,359	95	3	0

Summary Results Report
 General And Special Election
 November 8, 2022

All Races Results FINAL
 Combined Accumulated Totals
 COLLIN COUNTY




Sachse, City of - Proposition C

Vote For 1

	TOTAL	VOTE %		Election Day	Early Voting	Ballot By Mail	Provisional Ballots	Limited Ballots
For	2,385	87.62%		653	1,669	61	2	0
Against	337	12.38%		99	226	12	0	0
Total Votes Cast	2,722	100.00%		752	1,895	73	2	0
Overvotes	0			0	0	0	0	0
Undervotes	702			215	464	22	1	0
Contest Totals	3,424			967	2,359	95	3	0




Sachse, City of - Proposition D

Vote For 1

	TOTAL	VOTE %		Election Day	Early Voting	Ballot By Mail	Provisional Ballots	Limited Ballots
For	2,428	88.74%		647	1,718	61	2	0
Against	308	11.26%		104	189	15	0	0
Total Votes Cast	2,736	100.00%		751	1,907	76	2	0
Overvotes	0			0	0	0	0	0
Undervotes	688			216	452	19	1	0
Contest Totals	3,424			967	2,359	95	3	0




Sachse, City of - Proposition E

Vote For 1

	TOTAL	VOTE %		Election Day	Early Voting	Ballot By Mail	Provisional Ballots	Limited Ballots
For	2,500	91.61%		670	1,761	67	2	0
Against	229	8.39%		84	137	8	0	0
Total Votes Cast	2,729	100.00%		754	1,898	75	2	0
Overvotes	0			0	0	0	0	0
Undervotes	695			213	461	20	1	0
Contest Totals	3,424			967	2,359	95	3	0

Sachse, City of - Proposition F

Vote For 1

	TOTAL	VOTE %		Election Day	Early Voting	Ballot By Mail	Provisional Ballots	Limited Ballots
For	2,353	88.93%		619	1,667	65	2	0
Against	293	11.07%		111	174	8	0	0
Total Votes Cast	2,646	100.00%		730	1,841	73	2	0
Overvotes	0			0	0	0	0	0
Undervotes	778			237	518	22	1	0
Contest Totals	3,424			967	2,359	95	3	0

Summary Results Report
 General And Special Election
 November 8, 2022

All Races Results FINAL
 Combined Accumulated Totals
 COLLIN COUNTY

Sachse, City of - Proposition G

Vote For 1

	TOTAL	VOTE %		Election Day	Early Voting	Ballot By Mail	Provisional Ballots	Limited Ballots
For	2,008	77.83%		537	1,417	52	2	0
Against	572	22.17%		172	377	23	0	0
Total Votes Cast	2,580	100.00%		709	1,794	75	2	0
Overvotes	0			0	0	0	0	0
Undervotes	844			258	565	20	1	0
Contest Totals	3,424			967	2,359	95	3	0

Sachse, City of - Proposition H

Vote For 1

	TOTAL	VOTE %		Election Day	Early Voting	Ballot By Mail	Provisional Ballots	Limited Ballots
For	2,248	84.45%		592	1,600	54	2	0
Against	414	15.55%		134	263	17	0	0
Total Votes Cast	2,662	100.00%		726	1,863	71	2	0
Overvotes	0			0	0	0	0	0
Undervotes	762			241	496	24	1	0
Contest Totals	3,424			967	2,359	95	3	0

Sachse, City of - Proposition I

Vote For 1

	TOTAL	VOTE %		Election Day	Early Voting	Ballot By Mail	Provisional Ballots	Limited Ballots
For	1,754	69.85%		492	1,221	40	1	0
Against	757	30.15%		197	525	34	1	0
Total Votes Cast	2,511	100.00%		689	1,746	74	2	0
Overvotes	0			0	0	0	0	0
Undervotes	913			278	613	21	1	0
Contest Totals	3,424			967	2,359	95	3	0

Sachse, City of - Proposition J

Vote For 1

	TOTAL	VOTE %		Election Day	Early Voting	Ballot By Mail	Provisional Ballots	Limited Ballots
For	2,252	89.12%		594	1,593	63	2	0
Against	275	10.88%		98	166	11	0	0
Total Votes Cast	2,527	100.00%		692	1,759	74	2	0
Overvotes	0			0	0	0	0	0
Undervotes	897			275	600	21	1	0
Contest Totals	3,424			967	2,359	95	3	0

Summary Results Report
 General And Special Election
 November 8, 2022

All Races Results FINAL
 Combined Accumulated Totals
 COLLIN COUNTY

Sachse, City of - Proposition K

Vote For 1

	TOTAL	VOTE %		Election Day	Early Voting	Ballot By Mail	Provisional Ballots	Limited Ballots
For	2,526	95.65%		680	1,776	68	2	0
Against	115	4.35%		46	64	5	0	0
Total Votes Cast	2,641	100.00%		726	1,840	73	2	0
Overvotes	0			0	0	0	0	0
Undervotes	783			241	519	22	1	0
Contest Totals	3,424			967	2,359	95	3	0

Sachse, City of - Proposition L

Vote For 1

	TOTAL	VOTE %		Election Day	Early Voting	Ballot By Mail	Provisional Ballots	Limited Ballots
For	2,007	80.89%		543	1,406	56	2	0
Against	474	19.11%		146	310	18	0	0
Total Votes Cast	2,481	100.00%		689	1,716	74	2	0
Overvotes	0			0	0	0	0	0
Undervotes	943			278	643	21	1	0
Contest Totals	3,424			967	2,359	95	3	0

Sachse, City of - Proposition M

Vote For 1

	TOTAL	VOTE %		Election Day	Early Voting	Ballot By Mail	Provisional Ballots	Limited Ballots
For	2,189	83.49%		581	1,539	67	2	0
Against	433	16.51%		141	284	8	0	0
Total Votes Cast	2,622	100.00%		722	1,823	75	2	0
Overvotes	0			0	0	0	0	0
Undervotes	802			245	536	20	1	0
Contest Totals	3,424			967	2,359	95	3	0

Sachse, City of - Proposition N

Vote For 1

	TOTAL	VOTE %		Election Day	Early Voting	Ballot By Mail	Provisional Ballots	Limited Ballots
For	1,489	59.92%		413	1,034	40	2	0
Against	996	40.08%		273	691	32	0	0
Total Votes Cast	2,485	100.00%		686	1,725	72	2	0
Overvotes	0			0	0	0	0	0
Undervotes	939			281	634	23	1	0
Contest Totals	3,424			967	2,359	95	3	0

Summary Results Report
 General And Special Election
 November 8, 2022

All Races Results FINAL
 Combined Accumulated Totals
 COLLIN COUNTY

Sachse, City of - Proposition O

Vote For 1

	TOTAL	VOTE %		Election Day	Early Voting	Ballot By Mail	Provisional Ballots	Limited Ballots
For	2,008	79.46%		548	1,398	60	2	0
Against	519	20.54%		151	354	14	0	0
Total Votes Cast	2,527	100.00%		699	1,752	74	2	0
Overvotes	0			0	0	0	0	0
Undervotes	897			268	607	21	1	0
Contest Totals	3,424			967	2,359	95	3	0

Sachse, City of - Proposition P

Vote For 1

	TOTAL	VOTE %		Election Day	Early Voting	Ballot By Mail	Provisional Ballots	Limited Ballots
For	1,907	75.29%		524	1,328	53	2	0
Against	626	24.71%		180	425	21	0	0
Total Votes Cast	2,533	100.00%		704	1,753	74	2	0
Overvotes	0			0	0	0	0	0
Undervotes	891			263	606	21	1	0
Contest Totals	3,424			967	2,359	95	3	0

Sachse, City of - Proposition Q

Vote For 1

	TOTAL	VOTE %		Election Day	Early Voting	Ballot By Mail	Provisional Ballots	Limited Ballots
For	2,029	84.44%		545	1,437	45	2	0
Against	374	15.56%		128	225	21	0	0
Total Votes Cast	2,403	100.00%		673	1,662	66	2	0
Overvotes	0			0	0	0	0	0
Undervotes	1,021			294	697	29	1	0
Contest Totals	3,424			967	2,359	95	3	0

Sachse, City of - Proposition R

Vote For 1




	TOTAL	VOTE %		Election Day	Early Voting	Ballot By Mail	Provisional Ballots	Limited Ballots
For	1,743	69.69%		477	1,220	44	2	0
Against	758	30.31%		223	507	28	0	0
Total Votes Cast	2,501	100.00%		700	1,727	72	2	0
Overvotes	0			0	0	0	0	0
Undervotes	923			267	632	23	1	0
Contest Totals	3,424			967	2,359	95	3	0

Summary Results Report
 General And Special Election
 November 8, 2022

All Races Results FINAL
 Combined Accumulated Totals
 COLLIN COUNTY




Sachse, City of - Proposition S

Vote For 1

	TOTAL	VOTE %		Election Day	Early Voting	Ballot By Mail	Provisional Ballots	Limited Ballots
For	1,794	70.02%		484	1,261	47	2	0
Against	768	29.98%		219	524	25	0	0
Total Votes Cast	2,562	100.00%		703	1,785	72	2	0
Overvotes	0			0	0	0	0	0
Undervotes	862			264	574	23	1	0
Contest Totals	3,424			967	2,359	95	3	0




Sachse, City of - Proposition T

Vote For 1

	TOTAL	VOTE %		Election Day	Early Voting	Ballot By Mail	Provisional Ballots	Limited Ballots
For	2,359	91.61%		625	1,671	61	2	0
Against	216	8.39%		80	128	8	0	0
Total Votes Cast	2,575	100.00%		705	1,799	69	2	0
Overvotes	0			0	0	0	0	0
Undervotes	849			262	560	26	1	0
Contest Totals	3,424			967	2,359	95	3	0




Sachse, City of - Proposition U

Vote For 1

	TOTAL	VOTE %		Election Day	Early Voting	Ballot By Mail	Provisional Ballots	Limited Ballots
For	2,354	93.82%		619	1,668	65	2	0
Against	155	6.18%		66	84	5	0	0
Total Votes Cast	2,509	100.00%		685	1,752	70	2	0
Overvotes	0			0	0	0	0	0
Undervotes	915			282	607	25	1	0
Contest Totals	3,424			967	2,359	95	3	0

Sachse, City of - Proposition V

Vote For 1

	TOTAL	VOTE %		Election Day	Early Voting	Ballot By Mail	Provisional Ballots	Limited Ballots
For	1,658	73.33%		455	1,162	39	2	0
Against	603	26.67%		175	405	23	0	0
Total Votes Cast	2,261	100.00%		630	1,567	62	2	0
Overvotes	0			0	0	0	0	0
Undervotes	1,163			337	792	33	1	0
Contest Totals	3,424			967	2,359	95	3	0

Summary Results Report
General And Special Election
November 8, 2022

All Races Results FINAL
Combined Accumulated Totals
COLLIN COUNTY

Sachse, City of - Proposition W

Vote For 1

	TOTAL	VOTE %	Election Day	Early Voting	Ballot By Mail	Provisional Ballots	Limited Ballots
For	1,497	59.59%	411	1,043	41	2	0
Against	1,015	40.41%	277	706	32	0	0
Total Votes Cast	2,512	100.00%	688	1,749	73	2	0
Overvotes	0		0	0	0	0	0
Undervotes	912		279	610	22	1	0
Contest Totals	3,424		967	2,359	95	3	0

Weston, City of - Alderman/City Council

Vote For 3

	TOTAL	VOTE %	Election Day	Early Voting	Ballot By Mail	Provisional Ballots	Limited Ballots
Heather Richardson	117	23.17%	62	55	0	0	0
Daniel Antwiler	35	6.93%	24	11	0	0	0
Mary Smith	76	15.05%	52	22	2	0	0
Crissy Hinojosa	76	15.05%	51	23	2	0	0
Jeff Metzger	104	20.59%	52	52	0	0	0
Mike Hill	97	19.21%	49	48	0	0	0
Total Votes Cast	505	100.00%	290	211	4	0	0
Overvotes	0		0	0	0	0	0
Undervotes	134		67	65	2	0	0
Contest Totals	639		357	276	6	0	0

Anna ISD - Proposition A

Vote For 1

	TOTAL	VOTE %	Election Day	Early Voting	Ballot By Mail	Provisional Ballots	Limited Ballots
For	4,073	59.62%	1,181	2,797	89	6	0
Against	2,759	40.38%	867	1,822	69	1	0
Total Votes Cast	6,832	100.00%	2,048	4,619	158	7	0
Overvotes	0		0	0	0	0	0
Undervotes	209		80	122	7	0	0
Contest Totals	7,041		2,128	4,741	165	7	0

Anna ISD - Proposition B

Vote For 1

	TOTAL	VOTE %	Election Day	Early Voting	Ballot By Mail	Provisional Ballots	Limited Ballots
For	3,043	44.64%	917	2,062	61	3	0
Against	3,773	55.36%	1,125	2,546	98	4	0
Total Votes Cast	6,816	100.00%	2,042	4,608	159	7	0
Overvotes	0		0	0	0	0	0
Undervotes	225		86	133	6	0	0
Contest Totals	7,041		2,128	4,741	165	7	0

Summary Results Report
 General And Special Election
 November 8, 2022

All Races Results FINAL
 Combined Accumulated Totals
 COLLIN COUNTY

Leonard ISD - Proposition A

Vote For 1

	TOTAL	VOTE %		Election Day	Early Voting	Ballot By Mail	Provisional Ballots	Limited Ballots
For	62	58.49%		34	27	1	0	0
Against	44	41.51%		14	29	1	0	0
Total Votes Cast	106	100.00%		48	56	2	0	0
Overvotes	0			0	0	0	0	0
Undervotes	3			0	3	0	0	0
Contest Totals	109			48	59	2	0	0

Lovejoy ISD - Proposition A

Vote For 1

	TOTAL	VOTE %		Election Day	Early Voting	Ballot By Mail	Provisional Ballots	Limited Ballots
For	3,135	39.14%		689	2,300	143	3	0
Against	4,874	60.86%		1,169	3,513	184	8	0
Total Votes Cast	8,009	100.00%		1,858	5,813	327	11	0
Overvotes	0			0	0	0	0	0
Undervotes	287			73	182	32	0	0
Contest Totals	8,296			1,931	5,995	359	11	0

Plano ISD - Proposition A

Vote For 1

	TOTAL	VOTE %		Election Day	Early Voting	Ballot By Mail	Provisional Ballots	Limited Ballots
For	59,929	51.84%		13,872	43,179	2,796	82	0
Against	55,677	48.16%		14,528	39,144	1,949	56	0
Total Votes Cast	115,606	100.00%		28,400	82,323	4,745	138	0
Overvotes	0			0	0	0	0	0
Undervotes	9,534			2,870	5,887	756	21	0
Contest Totals	125,140			31,270	88,210	5,501	159	0

Plano ISD - Proposition B

Vote For 1

	TOTAL	VOTE %		Election Day	Early Voting	Ballot By Mail	Provisional Ballots	Limited Ballots
For	65,148	56.02%		15,497	46,622	2,930	99	0
Against	51,154	43.98%		13,080	36,102	1,931	41	0
Total Votes Cast	116,302	100.00%		28,577	82,724	4,861	140	0
Overvotes	0			0	0	0	0	0
Undervotes	8,838			2,693	5,486	640	19	0
Contest Totals	125,140			31,270	88,210	5,501	159	0

Summary Results Report
 General And Special Election
 November 8, 2022

All Races Results FINAL
 Combined Accumulated Totals
 COLLIN COUNTY

Plano ISD - Proposition C

Vote For 1

	TOTAL	VOTE %		Election Day	Early Voting	Ballot By Mail	Provisional Ballots	Limited Ballots
For	64,895	56.04%		15,415	46,498	2,889	93	0
Against	50,910	43.96%		13,021	35,906	1,935	48	0
Total Votes Cast	115,805	100.00%		28,436	82,404	4,824	141	0
Overvotes	0			0	0	0	0	0
Undervotes	9,335			2,834	5,806	677	18	0
Contest Totals	125,140			31,270	88,210	5,501	159	0

Plano ISD - Proposition D

Vote For 1

	TOTAL	VOTE %		Election Day	Early Voting	Ballot By Mail	Provisional Ballots	Limited Ballots
For	56,162	48.58%		13,855	39,879	2,340	88	0
Against	59,451	51.42%		14,549	42,373	2,477	52	0
Total Votes Cast	115,613	100.00%		28,404	82,252	4,817	140	0
Overvotes	0			0	0	0	0	0
Undervotes	9,527			2,866	5,958	684	19	0
Contest Totals	125,140			31,270	88,210	5,501	159	0

Plano ISD - Proposition E

Vote For 1

	TOTAL	VOTE %		Election Day	Early Voting	Ballot By Mail	Provisional Ballots	Limited Ballots
For	51,915	44.97%		12,454	37,284	2,095	82	0
Against	63,516	55.03%		15,915	44,850	2,690	61	0
Total Votes Cast	115,431	100.00%		28,369	82,134	4,785	143	0
Overvotes	0			0	0	0	0	0
Undervotes	9,689			2,901	6,076	696	16	0
Contest Totals	125,120			31,270	88,210	5,481	159	0

Princeton ISD - Trustees

Vote For 2

	TOTAL	VOTE %		Election Day	Early Voting	Ballot By Mail	Provisional Ballots	Limited Ballots
Julia Schmoker	2,628	30.61%		1,079	1,492	51	6	0
Starla Sharpe	2,118	24.67%		751	1,311	45	11	0
Tim Tidwell	1,558	18.15%		469	1,039	46	4	0
John A Campbell	2,281	26.57%		945	1,291	35	10	0
Total Votes Cast	8,585	100.00%		3,244	5,133	177	31	0
Overvotes	0			0	0	0	0	0
Undervotes	6,307			2,274	3,829	177	27	0
Contest Totals	14,892			5,518	8,962	354	58	0

Summary Results Report
 General And Special Election
 November 8, 2022

All Races Results FINAL
 Combined Accumulated Totals
 COLLIN COUNTY

Trenton ISD - Proposition A

Vote For 1

	TOTAL	VOTE %		Election Day	Early Voting	Ballot By Mail	Provisional Ballots	Limited Ballots
For	27	56.25%		9	18	0	0	0
Against	21	43.75%		7	14	0	0	0
Total Votes Cast	48	100.00%		16	32	0	0	0
Overvotes	0			0	0	0	0	0
Undervotes	5			2	3	0	0	0
Contest Totals	53			18	35	0	0	0

Trenton ISD - Proposition B

Vote For 1

	TOTAL	VOTE %		Election Day	Early Voting	Ballot By Mail	Provisional Ballots	Limited Ballots
For	23	47.92%		7	16	0	0	0
Against	25	52.08%		9	16	0	0	0
Total Votes Cast	48	100.00%		16	32	0	0	0
Overvotes	0			0	0	0	0	0
Undervotes	5			2	3	0	0	0
Contest Totals	53			18	35	0	0	0

Wylie ISD - Trustee, Place 1

Vote For 1

	TOTAL	VOTE %		Election Day	Early Voting	Ballot By Mail	Provisional Ballots	Limited Ballots
Jill Palmer	7,976	38.05%		2,485	5,267	213	11	0
Stacie Smith	12,986	61.95%		2,989	9,687	299	11	0
Total Votes Cast	20,962	100.00%		5,474	14,954	512	22	0
Overvotes	0			0	0	0	0	0
Undervotes	4,854			1,564	3,104	179	7	0
Contest Totals	25,816			7,038	18,058	691	29	0

Wylie ISD - Trustee, Place 2

Vote For 1

	TOTAL	VOTE %		Election Day	Early Voting	Ballot By Mail	Provisional Ballots	Limited Ballots
Jeffrey Keech	7,443	36.10%		2,248	4,993	190	12	0
Mike Williams	13,172	63.90%		3,109	9,741	313	9	0
Total Votes Cast	20,615	100.00%		5,357	14,734	503	21	0
Overvotes	0			0	0	0	0	0
Undervotes	5,201			1,681	3,324	188	8	0
Contest Totals	25,816			7,038	18,058	691	29	0

Summary Results Report
 General And Special Election
 November 8, 2022

All Races Results FINAL
 Combined Accumulated Totals
 COLLIN COUNTY

Wylie ISD - Trustee, Place 5

Vote For 1

	TOTAL	VOTE %		Election Day	Early Voting	Ballot By Mail	Provisional Ballots	Limited Ballots
Virdie Montgomery	12,709	60.79%		3,101	9,318	280	10	0
Kevin Brooks	8,196	39.21%		2,354	5,598	232	12	0
Total Votes Cast	20,905	100.00%		5,455	14,916	512	22	0
Overvotes	0			0	0	0	0	0
Undervotes	4,911			1,583	3,142	179	7	0
Contest Totals	25,816			7,038	18,058	691	29	0

Wylie ISD - Trustee, Place 6

Vote For 1

	TOTAL	VOTE %		Election Day	Early Voting	Ballot By Mail	Provisional Ballots	Limited Ballots
Jacob Day	12,721	63.92%		3,111	9,315	286	9	0
Michael Schwerin	7,182	36.08%		2,057	4,906	208	11	0
Total Votes Cast	19,903	100.00%		5,168	14,221	494	20	0
Overvotes	0			0	0	0	0	0
Undervotes	5,913			1,870	3,837	197	9	0
Contest Totals	25,816			7,038	18,058	691	29	0

North Parkway MMD No. 1 - Proposition A

Vote For 1

	TOTAL	VOTE %		Election Day	Early Voting	Ballot By Mail	Provisional Ballots	Limited Ballots
For	4	100.00%		0	4	0	0	0
Against	0	0.00%		0	0	0	0	0
Total Votes Cast	4	100.00%		0	4	0	0	0
Overvotes	0			0	0	0	0	0
Undervotes	0			0	0	0	0	0
Contest Totals	4			0	4	0	0	0

North Parkway MMD No. 1 - Proposition B

Vote For 1

	TOTAL	VOTE %		Election Day	Early Voting	Ballot By Mail	Provisional Ballots	Limited Ballots
For	4	100.00%		0	4	0	0	0
Against	0	0.00%		0	0	0	0	0
Total Votes Cast	4	100.00%		0	4	0	0	0
Overvotes	0			0	0	0	0	0
Undervotes	0			0	0	0	0	0
Contest Totals	4			0	4	0	0	0

Summary Results Report
 General And Special Election
 November 8, 2022

All Races Results FINAL
 Combined Accumulated Totals
 COLLIN COUNTY

North Parkway MMD No. 1 - Proposition C

Vote For 1

	TOTAL	VOTE %		Election Day	Early Voting	Ballot By Mail	Provisional Ballots	Limited Ballots
For	4	100.00%	<div style="width: 100%; height: 10px; background-color: #ffc107;"></div>	0	4	0	0	0
Against	0	0.00%	<div style="width: 0%; height: 10px; background-color: #6c757d;"></div>	0	0	0	0	0
Total Votes Cast	4	100.00%	<div style="width: 100%; height: 10px; background-color: #ffc107;"></div>	0	4	0	0	0
Overvotes	0			0	0	0	0	0
Undervotes	0			0	0	0	0	0
Contest Totals	4			0	4	0	0	0

North Parkway MMD No. 1 - Proposition D

Vote For 1

	TOTAL	VOTE %		Election Day	Early Voting	Ballot By Mail	Provisional Ballots	Limited Ballots
For	4	100.00%	<div style="width: 100%; height: 10px; background-color: #ffc107;"></div>	0	4	0	0	0
Against	0	0.00%	<div style="width: 0%; height: 10px; background-color: #6c757d;"></div>	0	0	0	0	0
Total Votes Cast	4	100.00%	<div style="width: 100%; height: 10px; background-color: #ffc107;"></div>	0	4	0	0	0
Overvotes	0			0	0	0	0	0
Undervotes	0			0	0	0	0	0
Contest Totals	4			0	4	0	0	0

Collin County MUD No. 5 - Proposition A

Vote For 1

	TOTAL	VOTE %		Election Day	Early Voting	Ballot By Mail	Provisional Ballots	Limited Ballots
For	1	100.00%	<div style="width: 100%; height: 10px; background-color: #ffc107;"></div>	0	1	0	0	0
Against	0	0.00%	<div style="width: 0%; height: 10px; background-color: #6c757d;"></div>	0	0	0	0	0
Total Votes Cast	1	100.00%	<div style="width: 100%; height: 10px; background-color: #ffc107;"></div>	0	1	0	0	0
Overvotes	0			0	0	0	0	0
Undervotes	0			0	0	0	0	0
Contest Totals	1			0	1	0	0	0

Collin County MUD No. 5 - Directors

Vote For 4

	TOTAL	VOTE %		Election Day	Early Voting	Ballot By Mail	Provisional Ballots	Limited Ballots
Thomas Frierson	1	25.00%	<div style="width: 25%; height: 10px; background-color: #ffc107;"></div>	0	1	0	0	0
MaRetta Dyer	1	25.00%	<div style="width: 25%; height: 10px; background-color: #ffc107;"></div>	0	1	0	0	0
Orlando Batista	1	25.00%	<div style="width: 25%; height: 10px; background-color: #ffc107;"></div>	0	1	0	0	0
Julia Brantley	1	25.00%	<div style="width: 25%; height: 10px; background-color: #ffc107;"></div>	0	1	0	0	0
Total Votes Cast	4	100.00%	<div style="width: 100%; height: 10px; background-color: #ffc107;"></div>	0	4	0	0	0
Overvotes	0			0	0	0	0	0
Undervotes	0			0	0	0	0	0
Contest Totals	4			0	4	0	0	0

Summary Results Report
 General And Special Election
 November 8, 2022

All Races Results FINAL
 Combined Accumulated Totals
 COLLIN COUNTY

Collin County MUD No. 5 - Proposition B

Vote For 1

	TOTAL	VOTE %		Election Day	Early Voting	Ballot By Mail	Provisional Ballots	Limited Ballots
For	1	100.00%	<div style="width: 100%; height: 10px; background-color: #f0e68c;"></div>	0	1	0	0	0
Against	0	0.00%	<div style="width: 0%; height: 10px; background-color: #d3d3d3;"></div>	0	0	0	0	0
Total Votes Cast	1	100.00%	<div style="width: 100%; height: 10px; background-color: #f0e68c;"></div>	0	1	0	0	0
Overvotes	0			0	0	0	0	0
Undervotes	0			0	0	0	0	0
Contest Totals	1			0	1	0	0	0

Collin County MUD No. 5 - Proposition C

Vote For 1

	TOTAL	VOTE %		Election Day	Early Voting	Ballot By Mail	Provisional Ballots	Limited Ballots
For	1	100.00%	<div style="width: 100%; height: 10px; background-color: #f0e68c;"></div>	0	1	0	0	0
Against	0	0.00%	<div style="width: 0%; height: 10px; background-color: #d3d3d3;"></div>	0	0	0	0	0
Total Votes Cast	1	100.00%	<div style="width: 100%; height: 10px; background-color: #f0e68c;"></div>	0	1	0	0	0
Overvotes	0			0	0	0	0	0
Undervotes	0			0	0	0	0	0
Contest Totals	1			0	1	0	0	0

Collin County MUD No. 5 - Proposition D

Vote For 1

	TOTAL	VOTE %		Election Day	Early Voting	Ballot By Mail	Provisional Ballots	Limited Ballots
For	1	100.00%	<div style="width: 100%; height: 10px; background-color: #f0e68c;"></div>	0	1	0	0	0
Against	0	0.00%	<div style="width: 0%; height: 10px; background-color: #d3d3d3;"></div>	0	0	0	0	0
Total Votes Cast	1	100.00%	<div style="width: 100%; height: 10px; background-color: #f0e68c;"></div>	0	1	0	0	0
Overvotes	0			0	0	0	0	0
Undervotes	0			0	0	0	0	0
Contest Totals	1			0	1	0	0	0

Collin County MUD No. 5 - Proposition E

Vote For 1

	TOTAL	VOTE %		Election Day	Early Voting	Ballot By Mail	Provisional Ballots	Limited Ballots
For	1	100.00%	<div style="width: 100%; height: 10px; background-color: #f0e68c;"></div>	0	1	0	0	0
Against	0	0.00%	<div style="width: 0%; height: 10px; background-color: #d3d3d3;"></div>	0	0	0	0	0
Total Votes Cast	1	100.00%	<div style="width: 100%; height: 10px; background-color: #f0e68c;"></div>	0	1	0	0	0
Overvotes	0			0	0	0	0	0
Undervotes	0			0	0	0	0	0
Contest Totals	1			0	1	0	0	0

Summary Results Report
 General And Special Election
 November 8, 2022

All Races Results FINAL
 Combined Accumulated Totals
 COLLIN COUNTY

Collin County MUD No. 5 - Proposition F

Vote For 1

	TOTAL	VOTE %		Election Day	Early Voting	Ballot By Mail	Provisional Ballots	Limited Ballots
For	1	100.00%	<div style="width: 100%; height: 10px; background-color: #ffc107;"></div>	0	1	0	0	0
Against	0	0.00%	<div style="width: 0%; height: 10px; background-color: #6c757d;"></div>	0	0	0	0	0
Total Votes Cast	1	100.00%	<div style="width: 100%; height: 10px; background-color: #ffc107;"></div>	0	1	0	0	0
Overvotes	0			0	0	0	0	0
Undervotes	0			0	0	0	0	0
Contest Totals	1			0	1	0	0	0

East Collin County MUD No. 1 - Proposition A

Vote For 1

	TOTAL	VOTE %		Election Day	Early Voting	Ballot By Mail	Provisional Ballots	Limited Ballots
For	2	100.00%	<div style="width: 100%; height: 10px; background-color: #ffc107;"></div>	0	2	0	0	0
Against	0	0.00%	<div style="width: 0%; height: 10px; background-color: #6c757d;"></div>	0	0	0	0	0
Total Votes Cast	2	100.00%	<div style="width: 100%; height: 10px; background-color: #ffc107;"></div>	0	2	0	0	0
Overvotes	0			0	0	0	0	0
Undervotes	0			0	0	0	0	0
Contest Totals	2			0	2	0	0	0

East Collin County MUD No. 1 - Directors

Vote For 5

	TOTAL	VOTE %		Election Day	Early Voting	Ballot By Mail	Provisional Ballots	Limited Ballots
CLEATUS MACKEY	2	20.00%	<div style="width: 20%; height: 10px; background-color: #ffc107;"></div>	0	2	0	0	0
JOHN MCGOVERN JR.	2	20.00%	<div style="width: 20%; height: 10px; background-color: #ffc107;"></div>	0	2	0	0	0
MICHAEL BROWNING	2	20.00%	<div style="width: 20%; height: 10px; background-color: #ffc107;"></div>	0	2	0	0	0
PAUL CHESHIRE	2	20.00%	<div style="width: 20%; height: 10px; background-color: #ffc107;"></div>	0	2	0	0	0
VERONICA GALAVIZ	2	20.00%	<div style="width: 20%; height: 10px; background-color: #ffc107;"></div>	0	2	0	0	0
Total Votes Cast	10	100.00%	<div style="width: 100%; height: 10px; background-color: #ffc107;"></div>	0	10	0	0	0
Overvotes	0			0	0	0	0	0
Undervotes	0			0	0	0	0	0
Contest Totals	10			0	10	0	0	0

East Collin County MUD No. 1 - Proposition B

Vote For 1

	TOTAL	VOTE %		Election Day	Early Voting	Ballot By Mail	Provisional Ballots	Limited Ballots
For	2	100.00%	<div style="width: 100%; height: 10px; background-color: #ffc107;"></div>	0	2	0	0	0
Against	0	0.00%	<div style="width: 0%; height: 10px; background-color: #6c757d;"></div>	0	0	0	0	0
Total Votes Cast	2	100.00%	<div style="width: 100%; height: 10px; background-color: #ffc107;"></div>	0	2	0	0	0
Overvotes	0			0	0	0	0	0
Undervotes	0			0	0	0	0	0
Contest Totals	2			0	2	0	0	0

Summary Results Report
 General And Special Election
 November 8, 2022

All Races Results FINAL
 Combined Accumulated Totals
 COLLIN COUNTY

East Collin County MUD No. 1 - Proposition C

Vote For 1

	TOTAL	VOTE %		Election Day	Early Voting	Ballot By Mail	Provisional Ballots	Limited Ballots
For	2	100.00%	<div style="width: 100%; height: 10px; background-color: #ffc107;"></div>	0	2	0	0	0
Against	0	0.00%	<div style="width: 0%; height: 10px; background-color: #6c757d;"></div>	0	0	0	0	0
Total Votes Cast	2	100.00%	<div style="width: 100%; height: 10px; background-color: #ffc107;"></div>	0	2	0	0	0
Overvotes	0			0	0	0	0	0
Undervotes	0			0	0	0	0	0
Contest Totals	2			0	2	0	0	0

East Collin County MUD No. 1 - Proposition D

Vote For 1

	TOTAL	VOTE %		Election Day	Early Voting	Ballot By Mail	Provisional Ballots	Limited Ballots
For	2	100.00%	<div style="width: 100%; height: 10px; background-color: #ffc107;"></div>	0	2	0	0	0
Against	0	0.00%	<div style="width: 0%; height: 10px; background-color: #6c757d;"></div>	0	0	0	0	0
Total Votes Cast	2	100.00%	<div style="width: 100%; height: 10px; background-color: #ffc107;"></div>	0	2	0	0	0
Overvotes	0			0	0	0	0	0
Undervotes	0			0	0	0	0	0
Contest Totals	2			0	2	0	0	0

East Collin County MUD No. 1 - Proposition E

Vote For 1

	TOTAL	VOTE %		Election Day	Early Voting	Ballot By Mail	Provisional Ballots	Limited Ballots
For	2	100.00%	<div style="width: 100%; height: 10px; background-color: #ffc107;"></div>	0	2	0	0	0
Against	0	0.00%	<div style="width: 0%; height: 10px; background-color: #6c757d;"></div>	0	0	0	0	0
Total Votes Cast	2	100.00%	<div style="width: 100%; height: 10px; background-color: #ffc107;"></div>	0	2	0	0	0
Overvotes	0			0	0	0	0	0
Undervotes	0			0	0	0	0	0
Contest Totals	2			0	2	0	0	0

East Collin County MUD No. 1 - Proposition F

Vote For 1

	TOTAL	VOTE %		Election Day	Early Voting	Ballot By Mail	Provisional Ballots	Limited Ballots
For	2	100.00%	<div style="width: 100%; height: 10px; background-color: #ffc107;"></div>	0	2	0	0	0
Against	0	0.00%	<div style="width: 0%; height: 10px; background-color: #6c757d;"></div>	0	0	0	0	0
Total Votes Cast	2	100.00%	<div style="width: 100%; height: 10px; background-color: #ffc107;"></div>	0	2	0	0	0
Overvotes	0			0	0	0	0	0
Undervotes	0			0	0	0	0	0
Contest Totals	2			0	2	0	0	0

Summary Results Report
 General And Special Election
 November 8, 2022

All Races Results FINAL
 Combined Accumulated Totals
 COLLIN COUNTY

East Collin County MUD No. 1 - Proposition G

Vote For 1

	TOTAL	VOTE %		Election Day	Early Voting	Ballot By Mail	Provisional Ballots	Limited Ballots
For	2	100.00%	<div style="width: 100%; height: 10px; background-color: #f0e68c;"></div>	0	2	0	0	0
Against	0	0.00%	<div style="width: 0%; height: 10px; background-color: #d3d3d3;"></div>	0	0	0	0	0
Total Votes Cast	2	100.00%	<div style="width: 100%; height: 10px; background-color: #f0e68c;"></div>	0	2	0	0	0
Overvotes	0			0	0	0	0	0
Undervotes	0			0	0	0	0	0
Contest Totals	2			0	2	0	0	0

East Collin County MUD No. 1 - Proposition H

Vote For 1

	TOTAL	VOTE %		Election Day	Early Voting	Ballot By Mail	Provisional Ballots	Limited Ballots
For	2	100.00%	<div style="width: 100%; height: 10px; background-color: #f0e68c;"></div>	0	2	0	0	0
Against	0	0.00%	<div style="width: 0%; height: 10px; background-color: #d3d3d3;"></div>	0	0	0	0	0
Total Votes Cast	2	100.00%	<div style="width: 100%; height: 10px; background-color: #f0e68c;"></div>	0	2	0	0	0
Overvotes	0			0	0	0	0	0
Undervotes	0			0	0	0	0	0
Contest Totals	2			0	2	0	0	0

East Collin County MUD No. 1 - Proposition I

Vote For 1

	TOTAL	VOTE %		Election Day	Early Voting	Ballot By Mail	Provisional Ballots	Limited Ballots
For	2	100.00%	<div style="width: 100%; height: 10px; background-color: #f0e68c;"></div>	0	2	0	0	0
Against	0	0.00%	<div style="width: 0%; height: 10px; background-color: #d3d3d3;"></div>	0	0	0	0	0
Total Votes Cast	2	100.00%	<div style="width: 100%; height: 10px; background-color: #f0e68c;"></div>	0	2	0	0	0
Overvotes	0			0	0	0	0	0
Undervotes	0			0	0	0	0	0
Contest Totals	2			0	2	0	0	0

East Collin County MUD No. 1 - Proposition J

Vote For 1

	TOTAL	VOTE %		Election Day	Early Voting	Ballot By Mail	Provisional Ballots	Limited Ballots
For	2	100.00%	<div style="width: 100%; height: 10px; background-color: #f0e68c;"></div>	0	2	0	0	0
Against	0	0.00%	<div style="width: 0%; height: 10px; background-color: #d3d3d3;"></div>	0	0	0	0	0
Total Votes Cast	2	100.00%	<div style="width: 100%; height: 10px; background-color: #f0e68c;"></div>	0	2	0	0	0
Overvotes	0			0	0	0	0	0
Undervotes	0			0	0	0	0	0
Contest Totals	2			0	2	0	0	0

Summary Results Report
 General And Special Election
 November 8, 2022

All Races Results FINAL
 Combined Accumulated Totals
 COLLIN COUNTY

North Collin County MUD No. 1 - Proposition A

Vote For 1

	TOTAL	VOTE %	Election Day	Early Voting	Ballot By Mail	Provisional Ballots	Limited Ballots
For	0		0	0	0	0	0
Against	0		0	0	0	0	0
Total Votes Cast	0		0	0	0	0	0
Overvotes	0		0	0	0	0	0
Undervotes	0		0	0	0	0	0
Contest Totals	0		0	0	0	0	0

North Collin County MUD No. 1 - Directors

Vote For 5

	TOTAL	VOTE %	Election Day	Early Voting	Ballot By Mail	Provisional Ballots	Limited Ballots
Jack Morris, Jr.	0		0	0	0	0	0
Sajan Babu	0		0	0	0	0	0
Ryan Harkins	0		0	0	0	0	0
Charlotte Edwards	0		0	0	0	0	0
Evelyn Fernandez	0		0	0	0	0	0
Total Votes Cast	0		0	0	0	0	0
Overvotes	0		0	0	0	0	0
Undervotes	0		0	0	0	0	0
Contest Totals	0		0	0	0	0	0

North Collin County MUD No. 1 - Proposition B

Vote For 1

	TOTAL	VOTE %	Election Day	Early Voting	Ballot By Mail	Provisional Ballots	Limited Ballots
For	0		0	0	0	0	0
Against	0		0	0	0	0	0
Total Votes Cast	0		0	0	0	0	0
Overvotes	0		0	0	0	0	0
Undervotes	0		0	0	0	0	0
Contest Totals	0		0	0	0	0	0

North Collin County MUD No. 1 - Proposition C

Vote For 1

	TOTAL	VOTE %	Election Day	Early Voting	Ballot By Mail	Provisional Ballots	Limited Ballots
For	0		0	0	0	0	0
Against	0		0	0	0	0	0
Total Votes Cast	0		0	0	0	0	0
Overvotes	0		0	0	0	0	0
Undervotes	0		0	0	0	0	0
Contest Totals	0		0	0	0	0	0

Summary Results Report
 General And Special Election
 November 8, 2022

All Races Results FINAL
 Combined Accumulated Totals
 COLLIN COUNTY

North Collin County MUD No. 1 - Proposition D

Vote For 1

	TOTAL	VOTE %	Election Day	Early Voting	Ballot By Mail	Provisional Ballots	Limited Ballots
For	0		0	0	0	0	0
Against	0		0	0	0	0	0
Total Votes Cast	0		0	0	0	0	0
Overvotes	0		0	0	0	0	0
Undervotes	0		0	0	0	0	0
Contest Totals	0		0	0	0	0	0

North Collin County MUD No. 1 - Proposition E

Vote For 1

	TOTAL	VOTE %	Election Day	Early Voting	Ballot By Mail	Provisional Ballots	Limited Ballots
For	0		0	0	0	0	0
Against	0		0	0	0	0	0
Total Votes Cast	0		0	0	0	0	0
Overvotes	0		0	0	0	0	0
Undervotes	0		0	0	0	0	0
Contest Totals	0		0	0	0	0	0




North Collin County MUD No. 1 - Proposition F

Vote For 1

	TOTAL	VOTE %	Election Day	Early Voting	Ballot By Mail	Provisional Ballots	Limited Ballots
For	0		0	0	0	0	0
Against	0		0	0	0	0	0
Total Votes Cast	0		0	0	0	0	0
Overvotes	0		0	0	0	0	0
Undervotes	0		0	0	0	0	0
Contest Totals	0		0	0	0	0	0

Raintree MUD No. 1 of Collin County - Proposition A

Vote For 1

	TOTAL	VOTE %	Election Day	Early Voting	Ballot By Mail	Provisional Ballots	Limited Ballots
For	1	100.00% 	0	1	0	0	0
Against	0	0.00% 	0	0	0	0	0
Total Votes Cast	1	100.00% 	0	1	0	0	0
Overvotes	0		0	0	0	0	0
Undervotes	0		0	0	0	0	0
Contest Totals	1		0	1	0	0	0

Summary Results Report
 General And Special Election
 November 8, 2022

All Races Results FINAL
 Combined Accumulated Totals
 COLLIN COUNTY

Raintree MUD No. 1 of Collin County - Directors

Vote For 5

	TOTAL	VOTE %		Election Day	Early Voting	Ballot By Mail	Provisional Ballots	Limited Ballots
Michael Tapp	1	20.00%	<div style="width: 20%; background-color: #ffc107;"></div>	0	1	0	0	0
Lovi Dyann Bradshaw	1	20.00%	<div style="width: 20%; background-color: #ffc107;"></div>	0	1	0	0	0
Hiliary Decker	1	20.00%	<div style="width: 20%; background-color: #ffc107;"></div>	0	1	0	0	0
James L. Rainbolt	1	20.00%	<div style="width: 20%; background-color: #ffc107;"></div>	0	1	0	0	0
Alexis Brinkley Collins	1	20.00%	<div style="width: 20%; background-color: #ffc107;"></div>	0	1	0	0	0
Total Votes Cast	5	100.00%	<div style="width: 100%; background-color: #ffc107;"></div>	0	5	0	0	0
Overvotes	0			0	0	0	0	0
Undervotes	0			0	0	0	0	0
Contest Totals	5			0	5	0	0	0

Raintree MUD No. 1 of Collin County - Proposition B

Vote For 1

	TOTAL	VOTE %		Election Day	Early Voting	Ballot By Mail	Provisional Ballots	Limited Ballots
For	1	100.00%	<div style="width: 100%; background-color: #ffc107;"></div>	0	1	0	0	0
Against	0	0.00%	<div style="width: 0%; background-color: #6c757d;"></div>	0	0	0	0	0
Total Votes Cast	1	100.00%	<div style="width: 100%; background-color: #ffc107;"></div>	0	1	0	0	0
Overvotes	0			0	0	0	0	0
Undervotes	0			0	0	0	0	0
Contest Totals	1			0	1	0	0	0

Raintree MUD No. 1 of Collin County - Proposition C

Vote For 1

	TOTAL	VOTE %		Election Day	Early Voting	Ballot By Mail	Provisional Ballots	Limited Ballots
For	1	100.00%	<div style="width: 100%; background-color: #ffc107;"></div>	0	1	0	0	0
Against	0	0.00%	<div style="width: 0%; background-color: #6c757d;"></div>	0	0	0	0	0
Total Votes Cast	1	100.00%	<div style="width: 100%; background-color: #ffc107;"></div>	0	1	0	0	0
Overvotes	0			0	0	0	0	0
Undervotes	0			0	0	0	0	0
Contest Totals	1			0	1	0	0	0

Raintree MUD No. 1 of Collin County - Proposition D

Vote For 1

	TOTAL	VOTE %		Election Day	Early Voting	Ballot By Mail	Provisional Ballots	Limited Ballots
For	1	100.00%	<div style="width: 100%; background-color: #ffc107;"></div>	0	1	0	0	0
Against	0	0.00%	<div style="width: 0%; background-color: #6c757d;"></div>	0	0	0	0	0
Total Votes Cast	1	100.00%	<div style="width: 100%; background-color: #ffc107;"></div>	0	1	0	0	0
Overvotes	0			0	0	0	0	0
Undervotes	0			0	0	0	0	0
Contest Totals	1			0	1	0	0	0

Summary Results Report
 General And Special Election
 November 8, 2022

All Races Results FINAL
 Combined Accumulated Totals
 COLLIN COUNTY

Raintree MUD No. 1 of Collin County - Proposition E

Vote For 1

	TOTAL	VOTE %		Election Day	Early Voting	Ballot By Mail	Provisional Ballots	Limited Ballots
For	1	100.00%	<div style="width: 100%; height: 10px; background-color: #ffc107;"></div>	0	1	0	0	0
Against	0	0.00%	<div style="width: 0%; height: 10px; background-color: #6c757d;"></div>	0	0	0	0	0
Total Votes Cast	1	100.00%	<div style="width: 100%; height: 10px; background-color: #ffc107;"></div>	0	1	0	0	0
Overvotes	0			0	0	0	0	0
Undervotes	0			0	0	0	0	0
Contest Totals	1			0	1	0	0	0

Raintree MUD No. 1 of Collin County - Proposition F

Vote For 1

	TOTAL	VOTE %		Election Day	Early Voting	Ballot By Mail	Provisional Ballots	Limited Ballots
For	1	100.00%	<div style="width: 100%; height: 10px; background-color: #ffc107;"></div>	0	1	0	0	0
Against	0	0.00%	<div style="width: 0%; height: 10px; background-color: #6c757d;"></div>	0	0	0	0	0
Total Votes Cast	1	100.00%	<div style="width: 100%; height: 10px; background-color: #ffc107;"></div>	0	1	0	0	0
Overvotes	0			0	0	0	0	0
Undervotes	0			0	0	0	0	0
Contest Totals	1			0	1	0	0	0

Riverfield MUD No. 1 - Proposition A

Vote For 1

	TOTAL	VOTE %		Election Day	Early Voting	Ballot By Mail	Provisional Ballots	Limited Ballots
For	0			0	0	0	0	0
Against	0			0	0	0	0	0
Total Votes Cast	0			0	0	0	0	0
Overvotes	0			0	0	0	0	0
Undervotes	0			0	0	0	0	0
Contest Totals	0			0	0	0	0	0

Riverfield MUD No. 1 - Directors

Vote For 5

	TOTAL	VOTE %		Election Day	Early Voting	Ballot By Mail	Provisional Ballots	Limited Ballots
Mark Miller	0			0	0	0	0	0
David Lord	0			0	0	0	0	0
Matt Trulock	0			0	0	0	0	0
Donald Martinek	0			0	0	0	0	0
Luke Kangas	0			0	0	0	0	0
Total Votes Cast	0			0	0	0	0	0
Overvotes	0			0	0	0	0	0
Undervotes	0			0	0	0	0	0
Contest Totals	0			0	0	0	0	0

Summary Results Report
 General And Special Election
 November 8, 2022

All Races Results FINAL
 Combined Accumulated Totals
 COLLIN COUNTY

Riverfield MUD No. 1 - Proposition B

Vote For 1

	TOTAL	VOTE %	Election Day	Early Voting	Ballot By Mail	Provisional Ballots	Limited Ballots
For	0		0	0	0	0	0
Against	0		0	0	0	0	0
Total Votes Cast	0		0	0	0	0	0
Overvotes	0		0	0	0	0	0
Undervotes	0		0	0	0	0	0
Contest Totals	0		0	0	0	0	0

Riverfield MUD No. 1 - Proposition C

Vote For 1

	TOTAL	VOTE %	Election Day	Early Voting	Ballot By Mail	Provisional Ballots	Limited Ballots
For	0		0	0	0	0	0
Against	0		0	0	0	0	0
Total Votes Cast	0		0	0	0	0	0
Overvotes	0		0	0	0	0	0
Undervotes	0		0	0	0	0	0
Contest Totals	0		0	0	0	0	0

Riverfield MUD No. 1 - Proposition D

Vote For 1

	TOTAL	VOTE %	Election Day	Early Voting	Ballot By Mail	Provisional Ballots	Limited Ballots
For	0		0	0	0	0	0
Against	0		0	0	0	0	0
Total Votes Cast	0		0	0	0	0	0
Overvotes	0		0	0	0	0	0
Undervotes	0		0	0	0	0	0
Contest Totals	0		0	0	0	0	0

Riverfield MUD No. 1 - Proposition E

Vote For 1

	TOTAL	VOTE %	Election Day	Early Voting	Ballot By Mail	Provisional Ballots	Limited Ballots
For	0		0	0	0	0	0
Against	0		0	0	0	0	0
Total Votes Cast	0		0	0	0	0	0
Overvotes	0		0	0	0	0	0
Undervotes	0		0	0	0	0	0
Contest Totals	0		0	0	0	0	0

Summary Results Report
 General And Special Election
 November 8, 2022

All Races Results FINAL
 Combined Accumulated Totals
 COLLIN COUNTY




Riverfield MUD No. 1 - Proposition F

Vote For 1

	TOTAL	VOTE %	Election Day	Early Voting	Ballot By Mail	Provisional Ballots	Limited Ballots
For	0		0	0	0	0	0
Against	0		0	0	0	0	0
Total Votes Cast	0		0	0	0	0	0
Overvotes	0		0	0	0	0	0
Undervotes	0		0	0	0	0	0
Contest Totals	0		0	0	0	0	0







Van Alstyne MUD 3 - Proposition A

Vote For 1

	TOTAL	VOTE %	Election Day	Early Voting	Ballot By Mail	Provisional Ballots	Limited Ballots
For	1	100.00% 	0	1	0	0	0
Against	0	0.00% 	0	0	0	0	0
Total Votes Cast	1	100.00% 	0	1	0	0	0
Overvotes	0		0	0	0	0	0
Undervotes	0		0	0	0	0	0
Contest Totals	1		0	1	0	0	0




Van Alstyne MUD 3 - Directors

Vote For 5

	TOTAL	VOTE %	Election Day	Early Voting	Ballot By Mail	Provisional Ballots	Limited Ballots
Julia Peterson	1	20.00% 	0	1	0	0	0
Deborah Bass	1	20.00% 	0	1	0	0	0
Kim Henney	1	20.00% 	0	1	0	0	0
Donna Crooks	1	20.00% 	0	1	0	0	0
Dodie Slama	1	20.00% 	0	1	0	0	0
Total Votes Cast	5	100.00% 	0	5	0	0	0
Overvotes	0		0	0	0	0	0
Undervotes	0		0	0	0	0	0
Contest Totals	5		0	5	0	0	0

Van Alstyne MUD 3 - Proposition B

Vote For 1

	TOTAL	VOTE %	Election Day	Early Voting	Ballot By Mail	Provisional Ballots	Limited Ballots
For	1	100.00% 	0	1	0	0	0
Against	0	0.00% 	0	0	0	0	0
Total Votes Cast	1	100.00% 	0	1	0	0	0
Overvotes	0		0	0	0	0	0
Undervotes	0		0	0	0	0	0
Contest Totals	1		0	1	0	0	0

Summary Results Report
 General And Special Election
 November 8, 2022

All Races Results FINAL
 Combined Accumulated Totals
 COLLIN COUNTY

Van Alstyne MUD 3 - Proposition C

Vote For 1

	TOTAL	VOTE %		Election Day	Early Voting	Ballot By Mail	Provisional Ballots	Limited Ballots
For	1	100.00%	<div style="width: 100%; height: 10px; background-color: #f0e68c;"></div>	0	1	0	0	0
Against	0	0.00%	<div style="width: 0%; height: 10px; background-color: #d3d3d3;"></div>	0	0	0	0	0
Total Votes Cast	1	100.00%	<div style="width: 100%; height: 10px; background-color: #f0e68c;"></div>	0	1	0	0	0
Overvotes	0			0	0	0	0	0
Undervotes	0			0	0	0	0	0
Contest Totals	1			0	1	0	0	0

Van Alstyne MUD 3 - Proposition D

Vote For 1

	TOTAL	VOTE %		Election Day	Early Voting	Ballot By Mail	Provisional Ballots	Limited Ballots
For	1	100.00%	<div style="width: 100%; height: 10px; background-color: #f0e68c;"></div>	0	1	0	0	0
Against	0	0.00%	<div style="width: 0%; height: 10px; background-color: #d3d3d3;"></div>	0	0	0	0	0
Total Votes Cast	1	100.00%	<div style="width: 100%; height: 10px; background-color: #f0e68c;"></div>	0	1	0	0	0
Overvotes	0			0	0	0	0	0
Undervotes	0			0	0	0	0	0
Contest Totals	1			0	1	0	0	0

Van Alstyne MUD 3 - Proposition E

Vote For 1

	TOTAL	VOTE %		Election Day	Early Voting	Ballot By Mail	Provisional Ballots	Limited Ballots
For	1	100.00%	<div style="width: 100%; height: 10px; background-color: #f0e68c;"></div>	0	1	0	0	0
Against	0	0.00%	<div style="width: 0%; height: 10px; background-color: #d3d3d3;"></div>	0	0	0	0	0
Total Votes Cast	1	100.00%	<div style="width: 100%; height: 10px; background-color: #f0e68c;"></div>	0	1	0	0	0
Overvotes	0			0	0	0	0	0
Undervotes	0			0	0	0	0	0
Contest Totals	1			0	1	0	0	0

Van Alstyne MUD 3 - Proposition F

Vote For 1

	TOTAL	VOTE %		Election Day	Early Voting	Ballot By Mail	Provisional Ballots	Limited Ballots
For	1	100.00%	<div style="width: 100%; height: 10px; background-color: #f0e68c;"></div>	0	1	0	0	0
Against	0	0.00%	<div style="width: 0%; height: 10px; background-color: #d3d3d3;"></div>	0	0	0	0	0
Total Votes Cast	1	100.00%	<div style="width: 100%; height: 10px; background-color: #f0e68c;"></div>	0	1	0	0	0
Overvotes	0			0	0	0	0	0
Undervotes	0			0	0	0	0	0
Contest Totals	1			0	1	0	0	0